

ANNEXURE A

(I) (a) Statement showing Shareholding Pattern




Name of the Company : SOUTHERN ONLINE BIO TECHNOLOGIES LIMITED

SOUTHERN ONLINE BIO TECHNOLOGIES LIMITED, EQUITY

Quarter Ended: Sep' 2010

Scrip Code: 532669

| Category code | Category of Shareholder | Number of Shareholders | Total Number of shares | Number of shares held in dematerialised form | Total shareholding as a percentage of total number of shares | | Shares pledged or otherwise encumbered | |
|---------------|---|------------------------|------------------------|--|--|----------------------------|--|-----------------|
| | | | | | As a Percentage of (A+B)1 | As a Percentage of (A+B+C) | Number of Shares | As a percentage |
| (A) | Shareholding of Promoter and Promoter Group | | | | | | | |
| (1) | Indian | | | | | | | |
| a. | Individuals/Hindu Undivided Family | 11 | 6049479 | 6048479 | 17.48 | 17.48 | 0 | 0 |
| b. | Central Government/State Government(s) | 0 | 0 | 0 | 0 | 0 | 0 | 0 |
| c. | Bodies Corporate | 0 | 0 | 0 | 0 | 0 | 0 | 0 |
| d. | Financial Institutions/Banks | 0 | 0 | 0 | 0 | 0 | 0 | 0 |
| | Others :- | | | | | | | |
| e. | Mutual Funds | 0 | 0 | 0 | 0 | 0 | 0 | 0 |
| f. | Trusts | 0 | 0 | 0 | 0 | 0 | 0 | 0 |
| | Sub Total (A)(1) | 11 | 6049479 | 6048479 | 17.48 | 17.48 | 0 | 0 |
| (2) | Foreign | | | | | | | |
| a. | Individuals (Non Resident Individuals/Foreign Individuals) | 0 | 0 | 0 | 0 | 0 | 0 | 0 |
| b. | Bodies Corporate | 0 | 0 | 0 | 0 | 0 | 0 | 0 |
| c. | Institutions | 0 | 0 | 0 | 0 | 0 | 0 | 0 |
| | Others :- | | | | | | | |
| d. | Overseas Corporate Bodies | 0 | 0 | 0 | 0 | 0 | 0 | 0 |
| | Sub Total (A)(2) | 0 | 0 | 0 | 0 | 0 | 0 | 0 |
| | Total Shareholding of Promoter and Promoter Group (A)=(A)(1)+(A)(2) | 11 | 6049479 | 6048479 | 17.48 | 17.48 | 0 | 0 |



| | | | | | | | | |
|-----|--|-------|----------|----------|-------|-------|---|---|
| (B) | Public Shareholding | 0 | 0 | 0 | 0 | 0 | 0 | 0 |
| (1) | Institutions | | | | | | | |
| a. | Mutual Funds/UTI | 0 | 0 | 0 | 0 | 0 | 0 | 0 |
| b. | Financial Institutions/Banks | 0 | 0 | 0 | 0 | 0 | 0 | 0 |
| c. | Central Government/State Government(s) | 0 | 0 | 0 | 0 | 0 | 0 | 0 |
| d. | Venture Capital Funds | 0 | 0 | 0 | 0 | 0 | 0 | 0 |
| e. | Insurance Companies | 4 | 4805038 | 4805038 | 13.88 | 13.88 | 0 | 0 |
| f. | Foreign Institutional Investors | 0 | 0 | 0 | 0 | 0 | 0 | 0 |
| g. | Foreign Venture Capital Investors | | | | | | | |
| h. | Others :- Foreign Companies | 0 | 0 | 0 | 0 | 0 | 0 | 0 |
| | Sub Total (B)(1) | 4 | 4805038 | 4805038 | 13.88 | 13.88 | 0 | 0 |
| (2) | Non-Institutions | | | | | | | |
| a. | Bodies Corporate | 303 | 9775292 | 9728246 | 28.24 | 28.24 | 0 | 0 |
| b. | Individuals | | | | | | | |
| | i) Individual shareholders holding nominal share capital upto Rs.1 lakh | 9556 | 6607136 | 6274398 | 19.09 | 19.09 | 0 | 0 |
| | ii) Individual shareholders holding nominal share capital in excess of Rs.1 lakh | 149 | 5435015 | 5311415 | 15.7 | 15.7 | 0 | 0 |
| c. | Any Others :- | | | | | | | |
| | i) Non Resident Individuals | 85 | 1903904 | 1828604 | 5.5 | 5.5 | 0 | 0 |
| | ii) Overseas Corporate Bodies | 1 | 10000 | 0 | 0.03 | 0.03 | 0 | 0 |
| | iii) Trusts | 1 | 1100 | 1100 | 0 | 0 | 0 | 0 |
| | iv) Employees | 0 | 0 | 0 | 0 | 0 | 0 | 0 |
| | v) Clearing Members | 43 | 26851 | 26851 | 0.08 | 0.08 | 0 | 0 |
| | vi) Foreign Nationals | 0 | 0 | 0 | 0 | 0 | 0 | 0 |
| | Sub Total (B)(2) | 10138 | 23759298 | 23170614 | 68.64 | 68.64 | 0 | 0 |
| | Total Public Shareholding (B)=(B)(1)+(B)(2) | 10142 | 28564336 | 27975652 | 82.52 | 82.52 | 0 | 0 |
| | Total (A)+(B) | 10153 | 34613815 | 34024131 | 100 | 100 | 0 | 0 |
| (C) | Shares held by Custodians and against Depository Receipts have been issued | 0 | 0 | 0 | 0 | 0 | 0 | 0 |
| | Grand Total (A)+(B)+(C) | 10153 | 34613815 | 34024131 | 100 | 100 | 0 | 0 |



(I)(b) Statement showing Shareholding of persons belonging to the category
"Promoter and Promoter Group"




| Sr No | Name of the Shareholders | Number of Shares | Shares as a percentage of total number of shares (i.e., Grand Total (A)+(B)+(C) indicated in Statement at para (I)(a) above) | | Shares Pledged or otherwise encumbered | | |
|-------|---------------------------|------------------|--|--|--|-----------------|-----------------------|
| | | | | | Number | As a Percentage | As a % of grand total |
| 1 | NANU BALA SATISH KUMAR | 2176292 | 6.29 | | 0 | 0 | 0 |
| 2 | KODALI TEJESH KUMAR | 1163379 | 3.36 | | 0 | 0 | 0 |
| 3 | KADIYALA VENKATESWARA RAO | 1163379 | 3.36 | | 0 | 0 | 0 |
| 4 | KETHU RADHA KRISHNA | 511657 | 1.48 | | 0 | 0 | 0 |
| 5 | BADVELI SREEDHARA REDDY | 511657 | 1.48 | | 0 | 0 | 0 |
| 6 | BANDI HARE RAM BALAJI | 511657 | 1.48 | | 0 | 0 | 0 |
| 7 | N RAMA DEVI | 10458 | 0.03 | | 0 | 0 | 0 |
| 8 | SUMITHRA K | 1000 | 0.00 | | 0 | 0 | 0 |
| | TOTAL | 6049479 | 17.48 | | 0 | 0 | 0 |



(I)(C) Statement showing Shareholding of persons belonging to the category "Public" and holding more than 1% of the total number of shares



| Sr No | Name of the Shareholders | Number of Shares | Shares as a percentage of total number of shares(I.e., Grand Total (A)+(B)+(C) indicated in Statement at para (I)(a) above) |
|-------|--|------------------|---|
| 1 | MAVI INVESTMENT FUND LIMITED | 1939268 | 5.60 |
| 2 | THE ROYAL BANK OF SCOTLAND PLC AS TRUSTEE OF | 1781263 | 5.15 |
| 3 | ARPIT SHARE BROKERS PVT LTD | 1310000 | 3.78 |
| 4 | CHRISTIAN A SCHMIDT | 1276102 | 3.69 |
| 5 | PNV ENTERPRISES PVT LTD | 1200000 | 3.47 |
| 6 | MACKERTICH CONSULTANCY SERVICES PRIVATE LIMITI | 1000000 | 2.89 |
| 7 | ANTRIKSH VYAPAAR PVT. LTD | 800000 | 2.31 |
| 8 | JUPITER SOUTH ASIA INVESTMENT COMPANY LIMITEDA | 784507 | 2.27 |
| 9 | SUDHA COMMERCIAL COMPANY LIMITED | 757920 | 2.19 |
| 10 | ANKUSH VYAPAAR PRIVATE LIMITED | 685000 | 1.98 |
| 11 | IDEAL STOCK BROKING PRIVATE LIMITED | 582824 | 1.68 |
| 12 | SATELLITE INTER CONTINENTAL PRIVATE LIMITED | 500000 | 1.44 |
| 13 | GANESH KUMAR SINGHANIA | 400913 | 1.16 |
| | TOTAL | 13017797 | 37.61 |





(I)(d) Statement showing details of locked-in shares

| Sr No | Name of the Shareholders | Number of Shares | Shares as a percentage of total number of shares(i.e., Grand Total (A)+(B)+(C) indicated in Statement at para (I)(a) above) | | |
|-------|---|------------------|---|-----|---|
| 1 | ANTRIKSH VYAPAAR PVT. LTD | 800000 | 2.31 | PUB | BODIES CORPORATE |
| 2 | SATELLITE INTER CONTINENTAL PRIVATE LIMITED | 500000 | 1.44 | PUB | BODIES CORPORATE |
| 3 | GANESH KUMAR SINGHANIA | 400000 | 1.16 | PUB | INDIVIDUALS - HOLDING EXCESS OF RS.1 LAKH |
| 4 | NANUBALA SATISH KUMAR | 100500 | 0.29 | PRO | INDIVIDUALS/HINDU UNDIVIDED FAMILY |
| 5 | KADIYALA VENKATESWARA RAO | 50000 | 0.14 | PRO | INDIVIDUALS/HINDU UNDIVIDED FAMILY |
| 6 | KODALI TEJESH KUMAR | 50000 | 0.14 | PRO | INDIVIDUALS/HINDU UNDIVIDED FAMILY |
| 7 | KETHU RADHA KRISHNA | 25000 | 0.07 | PRO | INDIVIDUALS/HINDU UNDIVIDED FAMILY |
| 8 | BADVELI SREEDHARA REDDY | 25000 | 0.07 | PRO | INDIVIDUALS/HINDU UNDIVIDED FAMILY |
| 9 | BANDI HARE RAM BALAJI | 25000 | 0.07 | PRO | INDIVIDUALS/HINDU UNDIVIDED FAMILY |
| | TOTAL | 1975500 | 5.71 | | |





(II)(a) Statement showing details of Depository Receipts (DRs)

| Sr No | Type of outstanding DR (ADRs, GDRs, SDRs, etc.) | Number of outstanding DRs | Number of Shares underlying outstanding DRs | Shares underlying outstanding DRs as a percentage of total number of shares(i.e., Grand Total (A)+(B)+(C) indicated in Statement at para (I)(a) above) |
|-------|---|---------------------------|---|--|
| | | NA | | |
| | | | | |
| | | | | |
| | | | | |
| | | 0 | 0 | |
| | TOTAL | | | |





(II)(b) Statement showing details of Depository Receipts (DRs), where underlying shares are in excess of 1% of the total number of shares

| Sr No | Name of the DR Holder | Type of outstanding DR (ADRs, GDRs, SDRs, etc.) | Number of Shares underlying outstanding DRs | Shares underlying outstanding DRs as a percentage of total number of shares(I.e., Grand Total (A)+(B)+(C) indicated in Statement at para (I)(a) above) |
|-------|-----------------------|---|---|--|
| | | NA | | |
| | | | | |
| | | | | |
| | | | | |
| | | | 0 | 0 |
| | TOTAL | | | |



(III) (a) Statement showing the voting pattern of shareholders, if more than one class of shares/securities is issued by the issuer.




Give description of voting rights for each class of security

Class X: Equity

Class Y: Not Applicable

Class Z: Not Applicable

| Category Code | Category of Shareholder | Number of Voting Rights held in each class of securities | | | Total Voting Rights (III+IV+V) (VI) | Total Voting Rights i.e. (VI) | |
|---------------|---|--|--------------|-------------|-------------------------------------|--------------------------------|-----------------------------------|
| | | Class X (III) | Class Y (IV) | Class Z (V) | | As a percentage of (A+B) (VII) | As a percentage of (A+B+C) (VIII) |
| (A) | Promoter and Promoter Group | | | | | | |
| (1) | Indian | | | | | | |
| a. | Individuals/Hindu Undivided Family | 6049479 | 0 | 0 | 6049479 | 17.48 | 17.48 |
| b. | Central Government/State Government(s) | 0 | 0 | 0 | 0 | 0 | 0 |
| c. | Bodies Corporate | 0 | 0 | 0 | 0 | 0 | 0 |
| d. | Financial Institutions/Banks | 0 | 0 | 0 | 0 | 0 | 0 |
| | Others :- | | | | | | |
| e. | Mutual Funds | 0 | 0 | 0 | 0 | 0 | 0 |
| f. | Trusts | 0 | 0 | 0 | 0 | 0 | 0 |
| | Sub Total (A)(1) | 6049479 | 0 | 0 | 6049479 | 17.48 | 17.48 |
| (2) | Foreign | | | | | | |
| a. | Individuals (Non Resident Individuals/Foreign Individuals) | 0 | 0 | 0 | 0 | 0 | 0 |
| b. | Bodies Corporate | 0 | 0 | 0 | 0 | 0 | 0 |
| c. | Institutions | 0 | 0 | 0 | 0 | 0 | 0 |
| | Others :- | | | | | | |
| d. | Overseas Corporate Bodies | 0 | 0 | 0 | 0 | 0 | 0 |
| | Sub Total (A)(2) | 0 | 0 | 0 | 0 | 0 | 0 |
| | Total Shareholding of Promoter and Promoter Group (A)=(A)(1)+(A)(2) | 6049479 | 0 | 0 | 6049479 | 17.48 | 17.48 |



| | | | | | | | |
|-----|---|----------|---|---|----------|-------|-------|
| (B) | Public Shareholding | 0 | 0 | 0 | 0 | 0 | 0 |
| (1) | Institutions | | | | | | |
| a. | Mutual Funds/UTI | 0 | 0 | 0 | 0 | 0 | 0 |
| b. | Financial Institutions/Banks | 0 | 0 | 0 | 0 | 0 | 0 |
| c. | Central Government/State Government(s) | 0 | 0 | 0 | 0 | 0 | 0 |
| d. | Venture Capital Funds | 0 | 0 | 0 | 0 | 0 | 0 |
| e. | Insurance Companies | 0 | 0 | 0 | 0 | 0 | 0 |
| f. | Foreign Institutional Investors | 4805038 | 0 | 0 | 4805038 | 13.88 | 13.88 |
| g. | Foreign Venture Capital Investors | 0 | 0 | 0 | 0 | 0 | 0 |
| h. | Others :- Foreign Companies | 0 | 0 | 0 | 0 | 0 | 0 |
| | Sub Total (B)(1) | 4805038 | 0 | 0 | 4805038 | 13.88 | 13.88 |
| (2) | Non-Institutions | | | | | | |
| a. | Bodies Corporate | 9775292 | 0 | 0 | 9775292 | 28.24 | 28.24 |
| b. | Individuals | | | | | | |
| | i)Individual shareholders holding nominal share capital upto Rs.1 lakh | 6607136 | 0 | 0 | 6607136 | 19.09 | 19.09 |
| | ii)Individual shareholders holding nominal share capital in excess of Rs.1 lakh | 5435015 | 0 | 0 | 5435015 | 15.7 | 15.7 |
| c. | Any Others :- | | | | | | |
| | i)Non Resident Individuals | 1903904 | 0 | 0 | 1903904 | 5.5 | 5.5 |
| | ii)Overseas Corporate Bodies | 10000 | 0 | 0 | 10000 | 0.03 | 0.03 |
| | iii)Trusts | 1100 | 0 | 0 | 1100 | 0 | 0 |
| | iv)Employees | 0 | 0 | 0 | 0 | 0 | 0 |
| | v)Clearing Members | 26851 | 0 | 0 | 26851 | 0.08 | 0.08 |
| | vi)Foreign Nationals | 0 | 0 | 0 | 0 | 0 | 0 |
| | Sub Total (B)(2) | 23759298 | 0 | 0 | 23759298 | 68.64 | 68.64 |
| | Total Public Shareholding (B)=(B)(1)+(B)(2) | 28564336 | 0 | 0 | 28564336 | 82.52 | 82.52 |
| | Total (A)+(B) | 34613815 | 0 | 0 | 34613815 | 100 | 100 |
| (C) | Shares held by Custodians and against Depository Receipts have been issued | 0 | 0 | 0 | 0 | 0 | 0 |
| | Grand Total (A)+(B)+(C) | 34613815 | 0 | 0 | 34613815 | 100 | 100 |

