




Name of the Company : SOUTHERN ONLINE BIO TECHNOLOGIES LIMITED


Scrip Code: 532669		SOUTHERN ONLINE BIO TECHNOLOGIES LIMITED, EQUITY	
Quarter Ended: DEC'2013			
Partly Paid-up Shares:	No. of Partly Paid-up Shares:	As a % of total No. of partly paid-up Shares	As a % of total No. of shares of the company
Held by promoter/promoter group	0	0	0
Held by Public	0	0	0
TOTAL:	0	0	0
Outstanding Convertible Securities:	No. of outstanding Securities	As a % of total No. of outstanding convertible securities	As a % of total No. of shares of the company, assuming full conversion of the convertible securities
Held by promoter/promoter group	0	0	0
Held by Public	0	0	0
TOTAL:	0	0	0
Warrants:	No. of Warrants	As a % of total No. of Warrants	As a % of total No. of shares of the company, assuming full conversion of warrants
Held by promoter/promoter group	0	0	0
Held by Public	0	0	0
TOTAL:	0	0	0
Total paid-up capital of the company, assuming full conversion of warrants and convertible securities		51277874	

For SOUTHERN ONLINE BIO TECHNOLOGIES LTD

  
Company Secretary


**Table I (a) - Statement Showing Share Holding Pattern**

Category code	Category of Shareholder	Number of Shareholders	Total Number of shares	Number of shares held in dematerialised form	Total shareholding as a percentage of total number of shares		Shares pledged or otherwise encumbered	
					As a Percentage of (A+B)1	As a Percentage of (A+B+C)	Number of Shares	As a percentage
(I)	(II)	(III)	(IV)	(V)	(VI)	(VII)	(VIII)	(IX)=(VIII)/(IV)* 100
(A)	Shareholding of Promoter and Promoter Group							
	1 Indian							
(a)	Individuals/Hindu Undivided Family	9	11444479	11444479	22.32	22.32	3678928	32.15
(b)	Central Government/State Government(s)	0	0	0	0	0	0	0
(c)	Bodies Corporate	0	0	0	0	0	0	0
(d)	Financial Institutions/Banks	0	0	0	0	0	0	0
(e)	Any Others(Specify)	0	0	0	0	0	0	0
(e-i)	Mutual Funds	0	0	0	0	0	0	0
(e-ii)	Trusts	0	0	0	0	0	0	0
	Sub Total (A)(1)	9	11444479	11444479	22.32	22.32	3678928	32.15
	2 Foreign							
(a)	Individuals (Non Resident Individuals/Foreign Individuals)	0	0	0	0	0	0	0
(b)	Bodies Corporate	0	0	0	0	0	0	0
(c)	Institutions	0	0	0	0	0	0	0
(d)	Qualified Foreign Investor	0	0	0	0	0	0	0
(e)	Any Others(Specify)	0	0	0	0	0	0	0
(e-i)	Overseas Corporate Bodies	0	0	0	0	0	0	0
(e-ii)		0	0	0	0	0	0	0
	Sub Total (A)(2)	0	0	0	0	0	0	0
	Total Shareholding of Promoter and Promoter Group (A)=(A)(1)+(A)(2)	9	11444479	11444479	22.32	22.32	3678928	32.15
(B)	Public Shareholding							
	1 Institutions							
(a)	Mutual Funds/UTI	0	0	0	0	0	0	0
(b)	Financial Institutions/Banks	0	0	0	0	0	0	0
(c)	Central Government/State Government(s)	0	0	0	0	0	0	0
(d)	Venture Capital Funds	0	0	0	0	0	0	0
(e)	Insurance Companies	0	0	0	0	0	0	0
(f)	Foreign Institutional Investors	5	7369450	7369450	14.37	14.37	0	0
(g)	Foreign Venture Capital Investors	0	0	0	0	0	0	0
(h)	Qualified Foreign Investor	0	0	0	0	0	0	0
(i)	Any Others(Specify)	0	0	0	0	0	0	0
(i-i)	Foreign Companies	0	0	0	0	0	0	0
(i-ii)		0	0	0	0	0	0	0
	Sub Total (B)(1)	5	7369450	7369450	14.37	14.37	0	0
B2	Non-Institutions							
(a)	Bodies Corporate	182	6914188	6867142	13.48	13.48	0	0
(b)	Individuals							
(i)	Individual shareholders holding nominal share capital upto Rs.1 lakh	8467	6276138	5961771	12.24	12.24	0	0
(ii)	Individual shareholders holding nominal share capital in excess of Rs.1 lakh	240	15400135	11531766	30.03	30.03	0	0
(c)	Qualified Foreign Investor	0	0	0	0	0	0	0
(d)	Any Others(Specify)							
(d-i)	Non Resident Individuals	74	2526741	2455441	4.93	4.93	0	0
(d-ii)	Overseas Corporate Bodies	1	10000	0	0.02	0.02	0	0
(d-iii)	Trusts	0	0	0	0	0	0	0
(d-iv)	Employees	0	0	0	0	0	0	0
(d-v)	Clearing Members	27	60641	60641	0.12	0.12	0	0
(d-vi)	Foreign Nationals	1	1276102	1276102	2.49	2.49	0	0
	Sub Total (B)(2)	8992	32463945	28152863	63.31	63.31	0	0
	Total Public Shareholding (B)=(B)(1)+(B)(2)	8997	39833395	35522313	77.68	77.68	0	0
	Total (A)+(B)	9006	51277874	46966792	100	100	3678928	7.17
(C)	Shares held by Custodians and against Depository Receipts have been issued							
	1 Shareholding of Promoter and Promoter Group	0	0	0	0	0	0	0
	2 Public Shareholding	0	0	0	0	0	0	0
	Grand Total (A)+(B)+(C)	9006	51277874	46966792	100	100	3678928	7.17



Sr.No	Notes
1	
2	
3	
4	
5	
6	
7	
8	
9	
10	

For SOUTHERN ONLINE BIO TECHNOLOGIES LTD

  
Company Secretary




(I)(b) Statement showing holding of securities (including shares, warrants, convertible securities) of persons belonging to the category "Promoter and Promoter Group"

Sr No	Name of the Shareholders	Details of Shares held		Encumbered shares(*)			Details of warrants		Details of convertible securities		Total shares (including underlying shares assuming full conversion of warrants and convertible securities) as a % of diluted share capital
		Number of Shares	As a % of grand Total (A)+(B)+(C)	Number	As a Percentage	As a % of grand total (A)+(B)+(C) of sub-clause (ii)(a)	Number of warrants held	As a % total number of warrants of the same class	Number of Convertible securities held	As a % total number of securities of the same class	
(i)	(ii)	(iii)	(iv)	(v)	(vi)= (v)/iii*100	(vii)	(viii)	(ix)	(x)	(xi)	(xii)
1	NANU BALA SATISH KUMAR	4671292	9.11	1548063	33.14	3.02	0	0	0	0	9.11
2	KETHU RADHA KRISHNA	1973657	3.85	255828	12.96	0.5	0	0	0	0	3.85
3	BADVELI SREEDHARA REDDY	1652157	3.22	255829	15.48	0.5	0	0	0	0	3.22
4	VENKATESWARA RAO KADIYALA	1163379	2.27	1163379	100	2.27	0	0	0	0	2.27
5	KODALI TEJESH KUMAR	1113379	2.17	200000	17.96	0.39	0	0	0	0	2.17
6	BANDI HARE RAM BALAJI	711657	1.39	255829	35.95	0.5	0	0	0	0	1.39
7	KETHU SUBHASHINI	97500	0.19	0	0	0	0	0	0	0	0.19
8	SUMITHRA KATIKIREDDY	51000	0.1	0	0	0	0	0	0	0	0.1
9	N RAMA DEVI	10458	0.02	0	0	0	0	0	0	0	0.02
	<b>Total:</b>	<b>11444479</b>	<b>22.32</b>	<b>3678928</b>	<b>32.15</b>	<b>7.18</b>	<b>0</b>	<b>0</b>	<b>0</b>	<b>0</b>	<b>22.32</b>

(\*) The term "encumbrance" has the same meaning as assigned to it in regulation 28(3) of the SAST Regulations, 2011.

For SOUTHERN ONLINE BIO TECHNOLOGIES LTD

*[Signature]*  
Company Secretary



(I)(C)(i) Statement showing holding of securities (including shares, warrants, convertible securities) of persons belonging to the category "Public" and holding more than 1% of the total number of shares

Sr No	Name of the Shareholders	Number of Shares held	Shares as a percentage of total number of shares (i.e., Grand Total (A)+(B)+(C) indicated in Statement at para (I)(a) above)	Details of warrants		Details of convertible securities		Total shares (including underlying shares assuming full conversion of warrants and convertible securities) as a % of diluted share capital
				Number of warrants held	As a % total number of warrants of the same class	Number of Convertible securities held	As a % total number of securities of the same class	
1	AL SRIED COMPANY FOR TRADE LTD	3406769	6.64	0	0	0	0	6.64
2	THE INDIAMAN FUND (MAURITIUS) LIMITED.	2664325	5.2	0	0	0	0	5.2
3	PKR OCIMUM INFRAPROJECTS PRIVATE LIMITED	2000000	3.9	0	0	0	0	3.9
4	NATIONAL WESTMINSTER BANK PLC AS TRUSTEE OF THE JUPITER	2000000	3.9	0	0	0	0	3.9
5	MAVI INVESTMENT FUND LIMITED	1890618	3.69	0	0	0	0	3.69
6	MOHAMMAD SALAHUDDIN	1500000	2.93	0	0	0	0	2.93
7	CHRISTIAN A SCHMIDT	1276102	2.49	0	0	0	0	2.49
8	PNV ENTERPRISES PVT LTD	1200000	2.34	0	0	0	0	2.34
9	JUPITER SOUTH ASIA INVESTMENT COMPANY LIMITED A/C JUPITER	784507	1.53	0	0	0	0	1.53
10	POONDLA DAYAKARAREDDY	776160	1.51	0	0	0	0	1.51
11	SUNIL POONDLA	750000	1.46	0	0	0	0	1.46
12	SQUARE FOUR ASSETS MANAGEMENT AND RECONSTRUCTION	555000	1.08	0	0	0	0	1.08
13	GANESH KUMAR SINGHANIA	530913	1.04	0	0	0	0	1.04
	<b>Total:</b>	<b>19334394</b>	<b>37.71</b>	<b>0</b>	<b>0</b>	<b>0</b>	<b>0</b>	<b>37.71</b>

For SOUTHERN ONLINE BIO TECHNOLOGIES LTD


Company Secretary



(I)( C )(ii) Statement showing holding of securities (including shares, warrants, convertible securities) of persons(together with PAC) belonging to the category "Public" and holding more than 5% of the total number of shares of the company

Sr No	Name(s) of the Shareholder(s) and Persons Acting in Concert (PAC) with them	Number of Shares held	Shares as a percentage of total number of shares(I.e., Grand Total (A)+(B)+( C ) indicated in Statement at para (I)(a) above)	Details of warrants		Details of convertible securities		Total shares (including underlying shares assuming full conversion of warrants and convertible securities) as a % of diluted share capital
				Number of warrants held	As a % total number of warrants of the same class	Number of Convertible securities held	As a % total number of securities of the same class	
1	AL SRIED COMPANY FOR TRADE LTD	3406769	6.64	0	0	0	0	6.64
2	THE INDIAMAN FUND (MAURITIUS) LIMITED.	2664325	5.2	0	0	0	0	5.2
	<b>Total:</b>	<b>6071094</b>	<b>11.84</b>	<b>0</b>	<b>0</b>	<b>0</b>	<b>0</b>	<b>11.84</b>

For SOUTHERN ONLINE BIO TECHNOLOGIES LTD

  
Company Secretary

(I)( d ) Statement showing details of locked-in shares

Sr No	Name of the Shareholders	Number of Shares	Shares as a percentage of total number of shares(i.e., Grand Total (A)+(B)+( C ) indicated in Statement at para (I)(a) above)	Promoter / Promoter Group / Public
1	AL SRIED COMPANY FOR TRADE LTD	3406769	6.64	PUBLIC
2	NANUBALA SATISH KUMAR	2445000	4.77	PROMOTER/PROMOTER GROUP
3	PKR OCIMUM INFRAPROJECTS PRIVATE LIMITED	2000000	3.9	PUBLIC
4	MOHAMMAD SALAHUDDIN	1500000	2.93	PUBLIC
5	KETHU RADHA KRISHNA	1462000	2.85	PROMOTER/PROMOTER GROUP
6	BADVELI SREEDHARA REDDY	1140500	2.22	PROMOTER/PROMOTER GROUP
7	POONDLA DAYAKARAREDDY	762160	1.49	PUBLIC
8	YARLAGADDA SANDHYA RANI	450000	0.88	PUBLIC
9	SUNIL POONDLA	440000	0.86	PUBLIC
10	KALIKI PRASUNA	410000	0.8	PUBLIC
11	KAMISETTY PAVAN KUMAR	338000	0.66	PUBLIC
12	PAVAN KUMAR KAMISETTY	312000	0.61	PUBLIC
13	KANALA KRISHNAVENI	250000	0.49	PUBLIC
14	SAI MITRA DITTAKAVI	200000	0.39	PUBLIC
15	M MADHUSUDHANA REDDY	200000	0.39	PUBLIC
16	T BRAHMANANDA REDDY	200000	0.39	PUBLIC
17	BANDI HARE RAM BALAJI	200000	0.39	PROMOTER/PROMOTER GROUP
18	KETHU SUBHASHINI	97500	0.19	PROMOTER/PROMOTER GROUP
19	KASTURI VISWAPRASAD	90000	0.18	PUBLIC
20	SATHWIK REDDY MALIGI	50030	0.1	PUBLIC
21	SONAJI ANIL KUMAR	50000	0.1	PUBLIC
22	PRAKASHKUMAR SHIVKUMAR LOHIA	50000	0.1	PUBLIC
23	Y SRINIVASU	50000	0.1	PUBLIC
24	YERRATHOTA SARALA	50000	0.1	PUBLIC
25	SUMITHRA KATIKIREDDY	50000	0.1	PROMOTER/PROMOTER GROUP
26	A GURU PRASAD	50000	0.1	PUBLIC
27	V KRANTI KUMARI	40100	0.08	PUBLIC
28	K SAIRAJESH	40000	0.08	PUBLIC
29	V DURGA PRASAD	30000	0.06	PUBLIC
30	G KAMESWARI	30000	0.06	PUBLIC
31	KOMMINENI VENKATA BUTCHI BABU	30000	0.06	PUBLIC
32	BANDARU NARASIMHA SWAMY	30000	0.06	PUBLIC
33	GOVARDHANAGIRI ANUPAMA	30000	0.06	PUBLIC
34	SABITHA SURISETTI	30000	0.06	PUBLIC
35	SURESH REDDY MODUGU	20000	0.04	PUBLIC
36	KANAKA MAHALAKSHMI TANGIRALA	20000	0.04	PUBLIC
37	B MUNI REDDY	20000	0.04	PUBLIC
38	ASHWIN MADHUKARRAO MOHARIR	20000	0.04	PUBLIC
39	MANOHAR G .	20000	0.04	PUBLIC
40	DAMODAR KATUKOJU	20000	0.04	PUBLIC
41	P. VENKATESWARLU	10000	0.02	PUBLIC
42	AARTHI S RAOJI .	10000	0.02	PUBLIC
43	SREEDHAR YADA	10000	0.02	PUBLIC
<b>Total:</b>		<b>16664059</b>	<b>32.55</b>	

For SOUTHERN ONLINE BIO TECHNOLOGIES LTD

Company Secretary



(II)( a ) Statement showing details of Depository Receipts (DRs)

Sr No	Type of outstanding DR (ADRs, GDRs, SDRs, etc.)	Number of outstanding DRs	Number of Shares underlying outstanding DRs	Shares underlying outstanding DRs as a percentage of total number of shares(i.e., Grand Total (A)+(B)+(C) indicated in Statement at para (I)(a) above)
	Total:	0	0	0

For SOUTHERN ONLINE BIO TECHNOLOGIES LTD

*[Signature]*  
Company Secretary






(II)( b ) Statement showing holding of Depository Receipts (DRs), where underlying shares held by 'promoter/promoter group' are in excess of 1% of the total number of shares

Sr No	Name of the DR Holder	Type of outstanding DR (ADRs, GDRs, SDRs, etc.)	Number of Shares underlying outstanding DRs	Shares underlying outstanding DRs as a percentage of total number of shares (i.e., Grand Total (A)+(B)+( C ) indicated in Statement at para (I)(a) above)
	<b>Total:</b>		0	0

For SOUTHERN ONLINE BIO TECHNOLOGIES LTD

  
Company Secretary

(III) (a) Statement showing the voting pattern of shareholders if more than one class of shares/securities is issued by the issuer.  
Give description of voting rights for each class of security  
Class X: Equity  
Class Y: Not Applicable  
Class Z: Not Applicable



Category code	Category of Shareholder	Number of Voting Rights held in each class of securities				Total Voting Rights (III+IV+V) (VI)	Total Voting Rights i.e. (VI)	
		Class X (III)	Class Y (IV)	Class Z (V)	As a percentage of (A+B) (VII)		As a percentage of (A+B+C) (VIII)	
(A)	Shareholding of Promoter and Promoter Group							
1	Indian							
(a)	Individuals/Hindu Undivided Family	11444479	0	0	11444479	22.32	22.32	
(b)	Central Government/State Government(s)	0	0	0	0	0	0	
(c)	Bodies Corporate	0	0	0	0	0	0	
(d)	Financial Institutions/Banks	0	0	0	0	0	0	
(e)	Any Others(Specify)	0	0	0	0	0	0	
(e-i)	Mutual Funds	0	0	0	0	0	0	
(e-ii)	Trusts	0	0	0	0	0	0	
	Sub Total (A)(1)	11444479	0	0	11444479	22.32	22.32	
2	Foreign							
(a)	Individuals (Non Resident Individuals/Foreign Individuals)	0	0	0	0	0	0	
(b)	Bodies Corporate	0	0	0	0	0	0	
(c)	Institutions	0	0	0	0	0	0	
(d)	Qualified Foreign Investor	0	0	0	0	0	0	
(e)	Any Others(Specify)	0	0	0	0	0	0	
(e-i)	Overseas Corporate Bodies	0	0	0	0	0	0	
(e-ii)		0	0	0	0	0	0	
	Sub Total (A)(2)	0	0	0	0	0	0	
	Total Shareholding of Promoter and Promoter Group (A)=(A)(1)+(A)(2)	11444479	0	0	11444479	22.32	22.32	
(B)	Public Shareholding							
1	Institutions							
(a)	Mutual Funds/UTI	0	0	0	0	0	0	
(b)	Financial Institutions/Banks	0	0	0	0	0	0	
(c)	Central Government/State Government(s)	0	0	0	0	0	0	
(d)	Venture Capital Funds	0	0	0	0	0	0	
(e)	Insurance Companies	0	0	0	0	0	0	
(f)	Foreign Institutional Investors	7369450	0	0	7369450	14.37	14.37	
(g)	Foreign Venture Capital Investors	0	0	0	0	0	0	
(h)	Qualified Foreign Investor	0	0	0	0	0	0	
(i)	Any Others(Specify)	0	0	0	0	0	0	
(i-i)	Foreign Companies	0	0	0	0	0	0	
(i-ii)		0	0	0	0	0	0	
	Sub Total (B)(1)	7369450	0	0	7369450	14.37	14.37	
B2	Non-Institutions							
(a)	Bodies Corporate	6914188	0	0	6914188	13.48	13.48	
(b)	Individuals							
(i)	Rs.1 lakh individual shareholders holding nominal share capital upto	6276138	0	0	6276138	12.24	12.24	
(ii)	of Rs.1 lakh individual shareholders holding nominal share capital in excess	15400135	0	0	15400135	30.03	30.03	
(c)	Qualified Foreign Investor	0	0	0	0	0	0	
(d)	Any Others(Specify)							
(d-i)	Non Resident Individuals	2526741	0	0	2526741	4.93	4.93	
(d-ii)	Overseas Corporate Bodies	10000	0	0	10000	0.02	0.02	
(d-iii)	Trusts	0	0	0	0	0	0	
(d-iv)	Employees	0	0	0	0	0	0	
(d-v)	Clearing Members	60641	0	0	60641	0.12	0.12	
(d-vi)	Foreign Nationals	1276102	0	0	1276102	2.49	2.49	
	Sub Total (B)(2)	32463945	0	0	32463945	63.31	63.31	
	Total Public Shareholding (B)=(B)(1)+(B)(2)	39833395	0	0	39833395	77.68	77.68	
	Total (A)+(B)	51277874	0	0	51277874	100	100	
(C)	Shares held by Custodians and against Depository Receipts have been issued							
1	Shareholding of Promoter and Promoter Group	0	0	0	0	0	0	
2	Public Shareholding	0	0	0	0	0	0	
	Grand Total (A)+(B)+(C)	51277874	0	0	51277874	100	100	

For SOUTHERN ONLINE BIO TECHNOLOGIES LTD

Company Secretary