

Name of the Company : SOUTHERN ONLINE BIO TECHNOLOGIES LIMITED

Scrip Code:532669		SOUTHERN ONLINE BIO TECHNOLOGIES LIMITED, EQUITY	
Quarter Ended: MAR'2015			
<b>Partly Paid-up Shares:</b>	<b>No.of Partly Paid-up Shares:</b>	<b>As a % of total No. of partly paid-up Shares</b>	<b>As a % of total No. of shares of the company</b>
Held by promoter/promoter group	0	0	0
Held by Public	0	0	0
TOTAL:	0	0	0
<b>Outstanding Convertible Securites:</b>	<b>No. of outstanding Securities</b>	<b>As a % of total No. of outstanding convertible securities</b>	<b>As a % of total No. of shares of the company, assuming full conversion of the convertible securities</b>
Held by promoter/promoter group	0	0	0
Held by Public	0	0	0
TOTAL:	0	0	0
<b>Warrants:</b>	<b>No. of Warrants</b>	<b>As a % of total No. of Warrants</b>	<b>As a % of total No. of shares of the company, assuming full conversion of warrants</b>
Held by promoter/promoter group	0	0	0
Held by Public	0	0	0
TOTAL:	0	0	0
<b>Total paid-up capital of the company, assuming full conversion of warrants and convertible securities</b>	<b>58993288</b>		

For SOUTHERN ONLINE BIO TECHNOLOGIES LTD

Company Secretary


Table I (a) - Statement Showing Share Holding Pattern

Category code	Category of Shareholder	Number of Shareholders	Total Number of shares	Number of shares held in dematerialised form	Total shareholding as a percentage of total number of shares		Shares pledged or otherwise encumbered	
					As a Percentage of (A+B)1	As a Percentage of (A+B+C)	Number of Shares	As a percentage (IX)=(VIII)/(IV)* 100
(I)	(II)	(III)	(IV)	(V)	(VI)	(VII)	(VIII)	(IX)
(A)	Shareholding of Promoter and Promoter Group							
1	Indian							
(a)	Individuals/Hindu Undivided Family	7	11555081	11555081	19.59	19.59	11140295	96.41
(b)	Central Government/State Government(s)	0	0	0	0	0	0	0
(c)	Bodies Corporate	0	0	0	0	0	0	0
(d)	Financial Institutions/Banks	0	0	0	0	0	0	0
(e)	Any Others(Specify)	0	0	0	0	0	0	0
(e-i)	Mutual Funds	0	0	0	0	0	0	0
(e-ii)	Trusts	0	0	0	0	0	0	0
	Sub Total (A)(1)	7	11555081	11555081	19.59	19.59	11140295	96.41
2	Foreign							
(a)	Individuals (Non Resident Indians/Foreign Individuals)	0	0	0	0	0	0	0
(b)	Bodies Corporate	0	0	0	0	0	0	0
(c)	Institutions	0	0	0	0	0	0	0
(d)	Qualified Foreign Investor	0	0	0	0	0	0	0
(e)	Any Others(Specify)	0	0	0	0	0	0	0
(e-i)	Overseas Corporate Bodies	0	0	0	0	0	0	0
(e-ii)		0	0	0	0	0	0	0
	Sub Total (A)(2)	0	0	0	0	0	0	0
	Total Shareholding of Promoter and Promoter Group (A)=(A)(1)+(A)(2)	7	11555081	11555081	19.59	19.59	11140295	96.41
(B)	Public Shareholding							
1	Institutions							
(a)	Mutual Funds/UTI	0	0	0	0	0	0	0
(b)	Financial Institutions/Banks	0	0	0	0	0	0	0
(c)	Central Government/State Government(s)	0	0	0	0	0	0	0
(d)	Venture Capital Funds	0	0	0	0	0	0	0
(e)	Insurance Companies	0	0	0	0	0	0	0
(f)	Foreign Institutional Investors	4	4975125	4975125	8.43	8.43	0	0
(g)	Foreign Venture Capital Investors	0	0	0	0	0	0	0
(h)	Qualified Foreign Investor	0	0	0	0	0	0	0
(i)	Any Others(Specify)	2	7730036	0	13.10	0	0	0
(i-i)	Foreign Companies	0	0	0	0	0	0	0
(i-ii)		0	0	0	0	0	0	0
	Sub Total (B)(1)	6	12705161	4975125	21.53	8.43	0	0
B2	Non-Institutions							
(a)	Bodies Corporate	178	6080542	6033496	10.31	10.31	0	0
(b)	Individuals							
(i)	Individual shareholders holding nominal share capital upto Rs.1 lakh	8047	6286355	5981578	10.66	10.66	0	0
(ii)	Individual shareholders holding nominal share capital in excess of Rs.1 lakh	249	17089129	16627529	28.97	28.97	0	0
(c)	Qualified Foreign Investor	0	0	0	0	0	0	0
(d)	Any Others(Specify)							
(d-i)	Non Resident Indians	74	3234603	3163303	5.48	5.48	0	0
(d-ii)	Overseas Corporate Bodies	1	10000	0	0.02	0	0	0
(d-iii)	Trusts	0	0	0	0	0	0	0
(d-iv)	Employees	0	0	0	0	0	0	0
(d-v)	Clearing Members	35	726315	726315	1.23	1.23	0	0
(d-vi)	Foreign Nationals	1	1276102	1276102	2.16	2.16	0	0
(d-vii)	Foreign Portfolio Investor (Individuals)	0	0	0	0	0	0	0
(d-viii)	Foreign Portfolio Investor (Corporate)	1	30000	30000	0.05	0.05	0	0
	Sub Total (B)(2)	8586	34733046	33838323	58.88	58.86	0	0
	Total Public Shareholding (B)=(B)(1)+(B)(2)	8592	47438207	38813448	80.41	67.29	0	0
	Total (A)+(B)	8599	58993288	50368529	100.00	86.88092262	11140295	96.41
(C)	Shares held by Custodians and against Depository Receipts have been issued							
1	Shareholding of Promoter and Promoter Group	0	0	0	0	0	0	0
2	Public Shareholding	0	0	0	0	0	0	0
	Grand Total (A)+(B)+(C)	8599	58993288	50368529	100.00	86.88	11140295	96.41



Sr.No	Notes
1	NIL
2	
3	
4	
5	
6	
7	
8	
9	
10	

For SOUTHERN ONLINE BIO TECHNOLOGIES LTD

  
Company Secretary



(I)(b) Statement showing holding of securities (including shares, warrants, convertible securities) of persons belonging to the category "Promoter and Promoter Group"

Sr No	Name of the Shareholders	Details of Shares held		Encumbered shares(*)			Details of warrants		Details of convertible securities		Total shares (including underlying shares assuming full conversion of warrants and convertible securities) as a % of diluted share capital
		Number of Shares	As a % of grand Total (A)+(B)+(C)	Number	As a Percentage	As a % of grand total (A)+(B)+(C) of sub-clause (V-a)	Number of warrants held	As a % total number of warrants of the same class	Number of Convertible securities held	As a % total number of securities of the same class	
(I)	(II)	(III)	(IV)	(V)	(VI)= (V)/III*100	(VII)	(VIII)	(IX)	(X)	(XI)	(XII)
1	NANU BALA SATISH KUMAR	6027652	10.22	6027652	100	10.22	0	0	0	0	10.22
2	KETHU RADHA KRISHNA	2534657	4.3	2534657	100	4.3	0	0	0	0	4.3
3	BADVELI SREEDHARA REDDY	2122157	3.6	2122157	100	3.6	0	0	0	0	3.6
4	BANDI HARE RAM BALAJI	711657	1.21	455829	64.05	0.77	0	0	0	0	1.21
5	KETHU SUBHASHINI	97500	0.17	0	0	0	0	0	0	0	0.17
6	SUMITHRA KATIKIREDDY	51000	0.09	0	0	0	0	0	0	0	0.09
7	N RAMA DEVI	10458	0.02	0	0	0	0	0	0	0	0.02
	<b>Total:</b>	<b>11555081</b>	<b>19.61</b>	<b>11140295</b>	<b>96.41</b>	<b>18.89</b>	<b>0</b>	<b>0</b>	<b>0</b>	<b>0</b>	<b>19.61</b>

(\*) The term "encumbrance" has the same meaning as assigned to it in regulation 28(3) of the SAST Regulations, 2011.

For SOUTHERN ONLINE BIO TECHNOLOGIES LTD

  
Company Secretary



(I)( C )(i) Statement showing holding of securities (including shares, warrants, convertible securities) of persons belonging to the category "Public" and holding more than 1% of the total number of shares

Sr No	Name of the Shareholders	Number of Shares held	Shares as a percentage of total number of shares (i.e., Grand Total (A)+(B)+( C ) indicated in Statement at para (I)(a) above)	Details of warrants		Details of convertible securities		Total shares (including underlying shares assuming full conversion of warrants and convertible securities) as a % of diluted share capital
				Number of warrants held	As a % total number of warrants of the same class	Number of Convertible securities held	As a % total number of securities of the same class	
1	ADVAIT B.V	4323267	7.33	0	0	0	0	7.33
2	AL SRIED COMPANY FOR TRADE LTD	3406769	5.77	0	0	0	0	5.77
3	PKR OCIMUM INFRAPROJECTS PRIVATE LIMITED	2000000	3.39	0	0	0	0	3.39
4	NATIONAL WESTMINSTER BANK PLC AS TRUSTEE OF THE JUPITER INDI	2000000	3.39	0	0	0	0	3.39
5	APMS INVESTMENT FUND LTD	1890618	3.2	0	0	0	0	3.2
6	MOHAMMAD SALAHUDDIN	1500000	2.54	0	0	0	0	2.54
7	CHRISTIAN A SCHMIDT	1276102	2.16	0	0	0	0	2.16
8	PNV ENTERPRISES PVT LTD	1120636	1.9	0	0	0	0	1.9
9	JUPITER SOUTH ASIA INVESTMENT COMPANY LIMITED - SOUTH ASIA A	784507	1.33	0	0	0	0	1.33
10	POONDLA DAYAKARAREDDY	776060	1.32	0	0	0	0	1.32
11	SUNIL POONDLA	750000	1.27	0	0	0	0	1.27
12	RAMESH GORANTLA	659917	1.12	0	0	0	0	1.12
13	DEV RAMAN	625000	1.06	0	0	0	0	1.06
14	REGINALD PEREIRA KAMATH	619701	1.05	0	0	0	0	1.05
	<b>Total:</b>	<b>21732577</b>	<b>36.83</b>	<b>0</b>	<b>0</b>	<b>0</b>	<b>0</b>	<b>36.83</b>

For SOUTHERN ONLINE BIO TECHNOLOGIES LTD

Company Secretary



(I)( C )(ii) Statement showing holding of securities (including shares, warrants, convertible securities) of persons(together with PAC) belonging to the category "Public" and holding more than 5% of the total number of shares of the company

Sr No	Name(s) of the Shareholder(s) and Persons Acting in Concert (PAC) with them	Number of Shares held	Shares as a percentage of total number of shares(I.e., Grand Total (A)+(B)+(C) indicated in Statement at para (I)(a) above)	Details of warrants		Details of convertible securities		Total shares (including underlying shares assuming full conversion of warrants and convertible securities) as a % of diluted share capital
				Number of warrants held	As a % total number of warrants of the same class	Number of Convertible securities held	As a % total number of securities of the same class	
1	ADVAIT B.V	4323267	7.33	0	0	0	0	7.33
2	AL SRIED COMPANY FOR TRADE LTD	3406769	5.77	0	0	0	0	5.77
	<b>Total:</b>	<b>7730036</b>	<b>13.1</b>	<b>0</b>	<b>0</b>	<b>0</b>	<b>0</b>	<b>13.1</b>

For SOUTHERN ONLINE BIO TECHNOLOGIES LTD

Company Secretary



(I)(d) Statement showing details of locked-in shares

Sr No	Name of the Shareholders	Number of Shares	Shares as a percentage of total number of shares (i.e., Grand Total (A)+(B)+(C) indicated in Statement at para (I)(a) above)	Promoter / Promoter Group / Public
1	ADVAIT B.V	4323267	7.33	PUBLIC
2	KETHU RADHA KRISHNA	2278829	3.86	PROMOTER/PROMOTER GROUP
3	BADVELI SREEDHARA REDDY	1866328	3.16	PROMOTER/PROMOTER GROUP
4	REGINALD PEREIRA KAMATH	619701	1.05	PUBLIC
5	NANU BALA SATISH KUMAR	527729	0.89	PROMOTER/PROMOTER GROUP
6	SURENDRA MUDDAPATI	259693	0.44	PUBLIC
7	ANUPAMA MUDDAPATI	201993	0.34	PUBLIC
8	BANDI HARE RAM BALAJI	200000	0.34	PROMOTER/PROMOTER GROUP
9	AMITA THAKUR	161100	0.27	PUBLIC
10	PRABHU SANJAY CHITTORE	100000	0.17	PUBLIC
11	KHUJA MARKETING PRIVATE LIMITED	75000	0.13	PUBLIC
12	SARVESWAR REDDY SANIVARAPU	50000	0.08	PUBLIC
13	SUMITHRA KATIKIREDDY	50000	0.08	PROMOTER/PROMOTER GROUP
14	RITESH KUMAR	49200	0.08	PUBLIC
15	PRIYANKA RATAN	40000	0.07	PUBLIC
16	SHANTHI POTTEM	35500	0.06	PUBLIC
17	GAYATRI JONNALAGADDA	30000	0.05	PUBLIC
18	U ANITHA .	30000	0.05	PUBLIC
19	RAMALINGA REDDY MANDA	20100	0.03	PUBLIC
20	ANITHA MUDIREDDY	20000	0.03	PUBLIC
21	GARLAPATI PALLAVI	20000	0.03	PUBLIC
22	ANJALI GUPTA	20000	0.03	PUBLIC
23	NEERAJ AGARWAL	20000	0.03	PUBLIC
24	ARUN KUMAR	10000	0.02	PUBLIC
25	S RAMAMURTHY	7000	0.01	PUBLIC
26	DAMODHAR PYRASANI	5000	0.01	PUBLIC
27	RITESH KUMAR	200	0	PUBLIC
	<b>Total:</b>	<b>11020640</b>	<b>18.64</b>	

For SOUTHERN ONLINE BIO TECHNOLOGIES LTD


Company Secretary



**(II)( a ) Statement showing details of Depository Receipts (DRs)**

Sr No	Type of outstanding DR (ADRs, GDRs, SDRs, etc.)	Number of outstanding DRs	Number of Shares underlying outstanding DRs	Shares underlying outstanding DRs as a percentage of total number of shares(I.e., Grand Total (A)+(B)+(C) indicated in Statement at para (I)(a) above)
	<b>Total:</b>	<b>0</b>	<b>0</b>	<b>0</b>

For SOUTHERN ONLINE BIO TECHNOLOGIES LTD

  
Company Secretary






**(II)( b ) Statement showing holding of Depository Receipts (DRs), where underlying shares held by 'promoter/promoter group' are in excess of 1% of the total number of shares**

Sr No	Name of the DR Holder	Type of outstanding DR (ADRs, GDRs, SDRs, etc.)	Number of Shares underlying outstanding DRs	Shares underlying outstanding DRs as a percentage of total number of shares(i.e., Grand Total (A)+(B)+(C) indicated in Statement at para (I)(a) above)
	<b>Total:</b>		0	0

For SOUTHERN ONLINE BIO TECHNOLOGIES LTD

  
Company Secretary

(III) (a) Statement showing the voting pattern of shareholders if more than one class of shares/securities is issued by the issuer.

Give description of voting rights for each class of security

Class X: Equity

Class Y: Not Applicable

Class Z: Not Applicable



Category code	Category of Shareholder	Number of Voting Rights held in each class of securities			Total Voting Rights (III+IV+V) (VI)	Total Voting Rights I.e. (VII)	
		Class X (III)	Class Y (IV)	Class Z (V)		As a percentage of (A+B) (VII)	As a percentage of (A+B+C) (VIII)
(I)	(II)						
(A)	Shareholding of Promoter and Promoter Group						
	1 Indian						
(a)	Individuals/Hindu Undivided Family	11555081	0	0	11555081	19.59	19.59
(b)	Central Government/State Government(s)	0	0	0	0	0	0
(c)	Bodies Corporate	0	0	0	0	0	0
(d)	Financial Institutions/Banks	0	0	0	0	0	0
(e)	Any Others(Specify)	0	0	0	0	0	0
(e-i)	Mutual Funds	0	0	0	0	0	0
(e-ii)	Trusts	0	0	0	0	0	0
	Sub Total (A)(1)	11555081	0	0	11555081	19.59	19.59
	2 Foreign						
(a)	Individuals (Non Resident Indians/Foreign Individuals)	0	0	0	0	0	0
(b)	Bodies Corporate	0	0	0	0	0	0
(c)	Institutions	0	0	0	0	0	0
(d)	Qualified Foreign Investor	0	0	0	0	0	0
(e)	Any Others(Specify)						
(e-i)	Overseas Corporate Bodies	0	0	0	0	0	0
(e-ii)		0	0	0	0	0	0
	Sub Total (A)(2)	0	0	0	0	0	0
	Total Shareholding of Promoter and Promoter Group (A)=(A)(1)+(A)(2)	11555081	0	0	11555081	19.59	19.59
(B)	Public Shareholding						
	1 Institutions						
(a)	Mutual Funds/UTI	0	0	0	0	0	0
(b)	Financial Institutions/Banks	0	0	0	0	0	0
(c)	Central Government/State Government(s)	0	0	0	0	0	0
(d)	Venture Capital Funds	0	0	0	0	0	0
(e)	Insurance Companies	0	0	0	0	0	0
(f)	Foreign Institutional Investors	4975125	0	0	4975125	8.43	8.43
(g)	Foreign Venture Capital Investors	0	0	0	0	0	0
(h)	Qualified Foreign Investor	0	0	0	0	0	0
(i)	Any Others(Specify)						
(i-i)	Foreign Companies	7730036	0	0	7730036	13.10	13.10
(i-ii)		0	0	0	0	0	0
	Sub Total (B)(1)	12705161	0	0	12705161	21.53	21.53
B2	Non-Institutions						
(a)	Bodies Corporate	6080542	0	0	6080542	10.31	10.31
(b)	Individuals						
(i)	Individual shareholders holding nominal share capital upto Rs.1 lakh	6286355	0	0	6286355	10.66	10.66
(ii)	Individual shareholders holding nominal share capital in excess of Rs.1 lakh	17089129	0	0	17089129	28.97	28.97
(c)	Qualified Foreign Investor	0	0	0	0	0	0
(d)	Any Others(Specify)						
(d-i)	Non Resident Indians	3234603	0	0	3234603	5.48	5.48
(d-ii)	Overseas Corporate Bodies	10000	0	0	10000	0.02	0.02
(d-iii)	Trusts	0	0	0	0	0	0
(d-iv)	Employees	0	0	0	0	0	0
(d-v)	Clearing Members	726315	0	0	726315	1.23	1.23
(d-vi)	Foreign Nationals	1276102	0	0	1276102	2.16	2.16
(d-vii)	Foreign Portfolio Investor (Individuals)	0	0	0	0	0	0
(d-viii)	Foreign Portfolio Investor (Corporate)	30000	0	0	30000	0.05	0.05
	Sub Total (B)(2)	34733046	0	0	34733046	58.88	58.88
	Total Public Shareholding (B)=(B)(1)+(B)(2)	47438207	0	0	47438207	80.41	80.41
	Total (A)+(B)	58993288	0	0	58993288	100.00	100.00
(C)	Shares held by Custodians and against Depository Receipts have been issued						
	1 Shareholding of Promoter and Promoter Group	0	0	0	0	0	0
	2 Public Shareholding	0	0	0	0	0	0
	Grand Total (A)+(B)+(C)	58993288	0	0	58993288	100.00	100.00