

Name of the Company :SOUTHERN ONLINE BIO TECHNOLOGIES LIMITED


Scrip Code:532669		SOUTHERN ONLINE BIO TECHNOLOGIES LIMITED ,EQUITY	
Quarter Ended: JUN'2013			
Partly Paid-up Shares:	No.of Partly Paid-up Shares:	As a % of total No. of partly paid-up Shares	As a % of total No. of shares of the company
Held by promoter/promoter group	0	0	0
Held by Public	0	0	0
TOTAL:	0	0	0
Outstanding Convertible Securites:	No. of outstanding Securities	As a % of total No. of outstanding convertible securities	As a % of total No. of shares of the company, assuming full conversion of the convertible securities
Held by promoter/promoter group	0	0	0
Held by Public	0	0	0
TOTAL:	0	0	0
Warrants:	No. of Warrants	As a % of total No. of Warrants	As a % of total No. of shares of the company, assuming full conversion of warrants
Held by promoter/promoter group	0	0	0
Held by Public	0	0	0
TOTAL:	0	0	0
Total paid-up capital of the company, assuming full conversion of warrants and convertible securities		34613815	

For SOUTHERN ONLINE BIO TECHNOLOGIES LTD

Company Secretary


Table I (a) - Statement Showing Share Holding Pattern

Category code	Category of Shareholder	Number of Shareholders	Total Number of shares	Number of shares held in dematerialised form	Total shareholding as a percentage of total number of shares		Shares pledged or otherwise encumbered	
					As a Percentage of (A+B)1	As a Percentage of (A+B+C)	Number of Shares	As a percentage
(I)	(II)	(III)	(IV)	(V)	(VI)	(VII)	(VII)	(IX)=(VIII)/(IV)* 100
(A)	Shareholding of Promoter and Promoter Group							
1	Indian							
(a)	Individuals/Hindu Undivided Family	8	6049479	6049479	17.48	17.48	3019011	49.91
(b)	Central Government/State Government(s)	0	0	0	0	0	0	0
(c)	Bodies Corporate	0	0	0	0	0	0	0
(d)	Financial Institutions/Banks	0	0	0	0	0	0	0
(e)	Any Others(Specify)	0	0	0	0	0	0	0
(e-i)	Mutual Funds	0	0	0	0	0	0	0
(e-ii)	Trusts	0	0	0	0	0	0	0
	Sub Total (A)(1)	8	6049479	6049479	17.48	17.48	3019011	49.91
2	Foreign							
(a)	Individuals (Non Resident Individuals/Foreign Individuals)	0	0	0	0	0	0	0
(b)	Bodies Corporate	0	0	0	0	0	0	0
(c)	Institutions	0	0	0	0	0	0	0
(d)	Qualified Foreign Investor	0	0	0	0	0	0	0
(e)	Any Others(Specify)	0	0	0	0	0	0	0
(e-i)	Overseas Corporate Bodies	0	0	0	0	0	0	0
(e-ii)		0	0	0	0	0	0	0
	Sub Total (A)(2)	0	0	0	0	0	0	0
	Total Shareholding of Promoter and Promoter Group (A)=(A)(1)+(A)(2)	8	6049479	6049479	17.48	17.48	3019011	49.91
(B)	Public Shareholding							
1	Institutions							
(a)	Mutual Funds/UTI	0	0	0	0	0	0	0
(b)	Financial Institutions/Banks	0	0	0	0	0	0	0
(c)	Central Government/State Government(s)	0	0	0	0	0	0	0
(d)	Venture Capital Funds	0	0	0	0	0	0	0
(e)	Insurance Companies	0	0	0	0	0	0	0
(f)	Foreign Institutional Investors	5	6575950	6575950	19	19	0	0
(g)	Foreign Venture Capital Investors	0	0	0	0	0	0	0
(h)	Qualified Foreign Investor	0	0	0	0	0	0	0
(i)	Any Others(Specify)	0	0	0	0	0	0	0
(i-i)	Foreign Companies	0	0	0	0	0	0	0
(i-ii)		0	0	0	0	0	0	0
	Sub Total (B)(1)	5	6575950	6575950	19	19	0	0
B2	Non-Institutions							
(a)	Bodies Corporate	191	5918961	5871915	17.1	17.1	0	0
(b)	Individuals							
(i)	Individual shareholders holding nominal share capital upto Rs.1 lakh	8651	6367511	6045444	18.4	18.4	0	0
(ii)	Individual shareholders holding nominal share capital in excess of Rs.1 lakh	212	7602643	7479043	21.96	21.96	0	0
(c)	Qualified Foreign Investor	0	0	0	0	0	0	0
(d)	Any Others(Specify)							
(d-i)	Non Resident Individuals	74	596903	525603	1.72	1.72	0	0
(d-ii)	Overseas Corporate Bodies	1	10000	0	0.03	0.03	0	0
(d-iii)	Trusts	0	0	0	0	0	0	0
(d-iv)	Employees	0	0	0	0	0	0	0
(d-v)	Clearing Members	33	216266	216266	0.62	0.62	0	0
(d-vi)	Foreign Nationals	1	1276102	1276102	3.69	3.69	0	0
	Sub Total (B)(2)	9163	21988386	21414373	63.52	63.52	0	0
	Total Public Shareholding (B)=(B)(1)+(B)(2)	9168	28564336	27990323	82.52	82.52	0	0
	Total (A)+(B)	9176	34613815	34039802	100	100	3019011	8.72
(C)	Shares held by Custodians and against Depository receipts have been issued							
1	Shareholding of Promoter and Promoter Group	0	0	0	0	0	0	0
2	Public Shareholding	0	0	0	0	0	0	0
	Grand Total (A)+(B)+(C)	9176	34613815	34039802	100	100	3019011	8.72



Sr.No	Notes
1	
2	
3	
4	
5	
6	
7	
8	
9	
10	

For SOUTHERN ONLINE BIO TECHNOLOGIES LTD

  
Company Secretary



(I)(b) Statement showing holding of securities (including shares, warrants, convertible securities) of persons belonging to the category "Promoter and Promoter Group"

Sr No	Name of the Shareholders	Details of Shares held		Encumbered shares(*)			Details of warrants		Details of convertible securities		Total shares (including underlying shares assuming full conversion of warrants and convertible securities) as a % of diluted share capital
		Number of Shares	As a % of grand Total (A)+(B)+(C)	Number	As a Percentage	As a % of grand total (A)+(B)+(C) of sub-clause (I)(a)	Number of warrants held	As a % total number of warrants of the same class	Number of Convertible securities held	As a % total number of securities of the same class	
(I)	(II)	(III)	(IV)	(V)	(VI)= (V)/III*100	(VII)	(VIII)	(IX)	(X)	(XI)	(XII)
1	NANU BALA SATISH KUMAR	2176292	6.29	1548063	71.13	4.47	0	0	0	0	6.29
2	VENKATESWARA RAO KADIYALA	1163379	3.36	503462	43.28	1.45	0	0	0	0	3.36
3	KODALI TEJESH KUMAR	1163379	3.36	200000	17.19	0.58	0	0	0	0	3.36
4	KETHU RADHA KRISHNA	511657	1.48	255828	50	0.74	0	0	0	0	1.48
5	BANDI HARE RAM BALAJI	511657	1.48	255829	50	0.74	0	0	0	0	1.48
6	BADVELI SREEDHARA REDDY	511657	1.48	255829	50	0.74	0	0	0	0	1.48
7	N RAMA DEVI	10458	0.03	0	0	0	0	0	0	0	0.03
8	SUMITHRA KATIKIREDDY	1000	0	0	0	0	0	0	0	0	0
	<b>Total:</b>	<b>6049479</b>	<b>17.48</b>	<b>3019011</b>	<b>49.91</b>	<b>8.72</b>	<b>0</b>	<b>0</b>	<b>0</b>	<b>0</b>	<b>17.48</b>

(\*) The term "encumbrance" has the same meaning as assigned to it in regulation 28(3) of the SAST Regulations, 2011.

For SOUTHERN ONLINE BIO TECHNOLOGIES LTD

Company Secretary



(I)( C )(i) Statement showing holding of securities (including shares, warrants, convertible securities) of persons belonging to the category "Public" and holding more than 1% of the total number of shares

Sr No	Name of the Shareholders	Number of Shares held	Shares as a percentage of total number of shares (i.e., Grand Total (A)+(B)+( C ) indicated in Statement at para (I)(a) above)	Details of warrants		Details of convertible securities		Total shares (including underlying shares assuming full conversion of warrants and convertible securities) as a % of diluted share capital
				Number of warrants held	As a % total number of warrants of the same class	Number of Convertible securities held	As a % total number of securities of the same class	
1	NATIONAL WESTMINSTER BANK PLC AS TRUSTEE OF THE JUPITER	2000000	5.78	0	0	0	0	5.78
2	MAVI INVESTMENT FUND LIMITED	1890618	5.46	0	0	0	0	5.46
3	THE INDIAMAN FUND (MAURITIUS) LIMITED.	1870825	5.4	0	0	0	0	5.4
4	PNV ENTERPRISES PVT LTD	1200000	3.47	0	0	0	0	3.47
5	SUDHA COMMERCIAL COMPANY LIMITED	793448	2.29	0	0	0	0	2.29
6	JUPITER SOUTH ASIA INVESTMENT COMPANY LIMITED A/C JUPITER	784507	2.27	0	0	0	0	2.27
7	IDEAL STOCK BROKING PRIVATE LIMITED	582825	1.68	0	0	0	0	1.68
8	SQUARE FOUR ASSETS MANAGEMENT AND RECONSTRUCTION	555000	1.6	0	0	0	0	1.6
9	GANESH KUMAR SINGHANIA	530913	1.53	0	0	0	0	1.53
10	SMIFS CAPITAL MARKETS LTD.	500000	1.44	0	0	0	0	1.44
11	DEV RAMAN	430000	1.24	0	0	0	0	1.24
	<b>Total:</b>	<b>11138136</b>	<b>32.16</b>	<b>0</b>	<b>0</b>	<b>0</b>	<b>0</b>	<b>32.16</b>

For SOUTHERN ONLINE BIO TECHNOLOGIES LTD


  
Company Secretary



(I)( C )(ii) Statement showing holding of securities (including shares, warrants, convertible securities) of persons(together with PAC) belonging to the category "Public" and holding more than 5% of the total number of shares of the company

Sr No	Name(s) of the Shareholder(s) and Persons Acting in Concert (PAC) with them	Number of Shares held	Shares as a percentage of total number of shares(I.e., Grand Total (A)+(B)+( C ) indicated in Statement at para (I)(a) above)	Details of warrants		Details of convertible securities		Total shares (including underlying shares assuming full conversion of warrants and convertible securities) as a % of diluted share capital
				Number of warrants held	As a % total number of warrants of the same class	Number of Convertible securities held	As a % total number of securities of the same class	
1	NATIONAL WESTMINSTER BANK PLC AS TRUSTEE OF THE JUPITER	2000000	5.78	0	0	0	0	5.78
2	MAVI INVESTMENT FUND LIMITED	1890618	5.46	0	0	0	0	5.46
3	THE INDIAMAN FUND (MAURITIUS) LIMITED.	1870825	5.4	0	0	0	0	5.4
	<b>Total:</b>	<b>5761443</b>	<b>16.64</b>	<b>0</b>	<b>0</b>	<b>0</b>	<b>0</b>	<b>16.64</b>

For SOUTHERN ONLINE BIO TECHNOLOGIES LTD


  
Company Secretary



(I)( d ) Statement showing details of locked-in shares

Sr No	Name of the Shareholders	Number of Shares	Shares as a percentage of total number of shares(I.e., Grand Total (A)+(B)+( C ) indicated in Statement at para (I)(a) above)	Promoter / Promoter Group / Public
1	VENKATESWARA RAO KADIYALA	659917	1.91	PROMOTER/PROMOTER GROUP
2	KODALI TEJESH KUMAR	600000	1.73	PROMOTER/PROMOTER GROUP
3	NANU BALA SATISH KUMAR	527729	1.52	PROMOTER/PROMOTER GROUP
4	KODALI TEJESH KUMAR	313379	0.91	PROMOTER/PROMOTER GROUP
5	SUNIL POONDLA	310000	0.9	PUBLIC
6	KETHU RADHA KRISHNA	255829	0.74	PROMOTER/PROMOTER GROUP
7	BADVELI SREEDHARA REDDY	255828	0.74	PROMOTER/PROMOTER GROUP
8	BANDI HARE RAM BALAJI	255828	0.74	PROMOTER/PROMOTER GROUP
9	NANUBALA SATISH KUMAR	100500	0.29	PROMOTER/PROMOTER GROUP
10	KODALI TEJESH KUMAR	50000	0.14	PROMOTER/PROMOTER GROUP
11	PRAKASHKUMAR SHIVKUMAR LOHIA	20000	0.06	PUBLIC
12	KOMMINENI VENKATA BUTCHI BABU	17391	0.05	PUBLIC
13	SAI MITRA DITTAKAVI	16650	0.05	PUBLIC
14	POONDLA DAYAKARAREDDY	14000	0.04	PUBLIC
15	YARLAGADDA SANDHYA RANI	12595	0.04	PUBLIC
16	BANDARU NARASIMHA SWAMY	7000	0.02	PUBLIC
17	B MUNI REDDY	3450	0.01	PUBLIC
18	V DURGA PRASAD	2500	0.01	PUBLIC
19	P. VENKATESWARLU	2000	0.01	PUBLIC
20	T BRAHMANANDA REDDY	1500	0	PUBLIC
21	A GURU PRASAD	1423	0	PUBLIC
22	MANOHAR G .	1062	0	PUBLIC
23	SUMITHRA KATIKIREDDY	1000	0	PROMOTER/PROMOTER GROUP
24	SURESH REDDY MODUGU	30	0	PUBLIC
	<b>Total:</b>	<b>3429611</b>	<b>9.91</b>	

For SOUTHERN ONLINE BIO TECHNOLOGIES LTD


  
Company Secretary




(II)( a ) Statement showing details of Depository Receipts (DRs)

Sr No	Type of outstanding DR (ADRs, GDRs, SDRs, etc.)	Number of outstanding DRs	Number of Shares underlying outstanding DRs	Shares underlying outstanding DRs as a percentage of total number of shares (I.e., Grand Total (A)+(B)+( C ) indicated in Statement at para (I)(a) above)
Total:		0	0	0

For SOUTHERN ONLINE BIO TECHNOLOGIES LTD

  
Company Secretary






(II)( b ) Statement showing holding of Depository Receipts (DRs), where underlying shares held by 'promoter/promoter group' are in excess of 1% of the total number of shares

Sr No	Name of the DR Holder	Type of outstanding DR (ADRs, GDRs, SDRs, etc.)	Number of Shares underlying outstanding DRs	Shares underlying outstanding DRs as a percentage of total number of shares (i.e., Grand Total (A)+(B)+( C ) indicated in Statement at para (I)(a) above)
			0	0

For SOUTHERN ONLINE BIO TECHNOLOGIES LTD

  
Company Secretary

(III) (a) Statement showing the voting pattern of shareholders if more than one class of shares/securities is issued by the issuer. Give description of voting rights for each class of security  
 Class X: Equity  
 Class Y: Not Applicable  
 Class Z: Not Applicable



Category code	Category of Shareholder	Number of Voting Rights held in each class of securities			Total Voting Rights (III+IV+V) (VI)	Total Voting Rights I.e. (VI)	
		Class X (III)	Class Y (IV)	Class Z (V)		As a percentage of (A+B) (VII)	As a percentage of (A+B+C) (VIII)
(A)	Shareholding of Promoter and Promoter Group						
	1 Indian						
(a)	Individuals/Hindu Undivided Family	6049479	0	0	6049479	17.48	17.48
(b)	Central Government/State Government(s)	0	0	0	0	0	0
(c)	Bodies Corporate	0	0	0	0	0	0
(d)	Financial Institutions/Banks	0	0	0	0	0	0
(e)	Any Others(Specify)	0	0	0	0	0	0
(e-i)	Mutual Funds	0	0	0	0	0	0
(e-ii)	Trusts	0	0	0	0	0	0
	Sub Total (A)(1)	6049479	0	0	6049479	17.48	17.48
	2 Foreign						
(a)	Individuals (Non Resident Individuals/Foreign Individuals)	0	0	0	0	0	0
(b)	Bodies Corporate	0	0	0	0	0	0
(c)	Institutions	0	0	0	0	0	0
(d)	Qualified Foreign Investor	0	0	0	0	0	0
(e)	Any Others(Specify)	0	0	0	0	0	0
(e-i)	Overseas Corporate Bodies	0	0	0	0	0	0
(e-ii)		0	0	0	0	0	0
	Sub Total (A)(2)	0	0	0	0	0	0
	Total Shareholding of Promoter and Promoter Group (A)=(A)(1)+(A)(2)	6049479	0	0	6049479	17.48	17.48
(B)	Public Shareholding						
	1 Institutions						
(a)	Mutual Funds/UTI	0	0	0	0	0	0
(b)	Financial Institutions/Banks	0	0	0	0	0	0
(c)	Central Government/State Government(s)	0	0	0	0	0	0
(d)	Venture Capital Funds	0	0	0	0	0	0
(e)	Insurance Companies	0	0	0	0	0	0
(f)	Foreign Institutional Investors	6575950	0	0	6575950	19	19
(g)	Foreign Venture Capital Investors	0	0	0	0	0	0
(h)	Qualified Foreign Investor	0	0	0	0	0	0
(i)	Any Others(Specify)	0	0	0	0	0	0
(i-i)	Foreign Companies	0	0	0	0	0	0
(i-ii)		0	0	0	0	0	0
	Sub Total (B)(1)	6575950	0	0	6575950	19	19
	B2 Non-Institutions						
(a)	Bodies Corporate	5918961	0	0	5918961	17.1	17.1
(b)	Individuals						
(i)	Individual shareholders holding nominal share capital upto Rs.1 lakh	6367511	0	0	6367511	18.4	18.4
(ii)	Individual shareholders holding nominal share capital in excess of Rs.1 lakh	7602643	0	0	7602643	21.96	21.96
(c)	Qualified Foreign Investor	0	0	0	0	0	0
(d)	Any Others(Specify)	0	0	0	0	0	0
(d-i)	Non Resident Individuals	596903	0	0	596903	1.72	1.72
(d-ii)	Overseas Corporate Bodies	10000	0	0	10000	0.03	0.03
(d-iii)	Trusts	0	0	0	0	0	0
(d-iv)	Employees	0	0	0	0	0	0
(d-v)	Clearing Members	216266	0	0	216266	0.62	0.62
(d-vi)	Foreign Nationals	1276102	0	0	1276102	3.69	3.69
	Sub Total (B)(2)	21988386	0	0	21988386	63.52	63.52
	Total Public Shareholding (B)=(B)(1)+(B)(2)	28564336	0	0	28564336	82.52	82.52
	Total (A)+(B)	34613815	0	0	34613815	100	100
(C)	Shares held by Custodians and against Depository Receipts have been issued						
	1 Shareholding of Promoter and Promoter Group	0	0	0	0	0	0
	2 Public Shareholding	0	0	0	0	0	0
	Grand Total (A)+(B)+(C)	34613815	0	0	34613815	100	100