



Name of the Company : SOUTHERN ONLINE BIO TECHNOLOGIES LIMITED

Scrip Code : 532669		SOUTHERN ONLINE BIO TECHNOLOGIES LIMITED, EQUITY		
Quarter Ended: SEP'2013				
Partly Paid-up Shares:	No. of Partly Paid-up Shares:	As a % of total No. of partly paid-up Shares	As a % of total No. of shares of the company	
Held by promoter/promoter group	0	0	0	
Held by Public	0	0	0	
TOTAL:	0	0	0	
Outstanding Convertible Securites:	No. of outstanding Securities	As a % of total No. of outstanding convertible securities	As a % of total No. of shares of the company, assuming full conversion of the convertible securities	
Held by promoter/promoter group	0	0	0	
Held by Public	0	0	0	
TOTAL:	0	0	0	
Warrants:	No. of Warrants	As a % of total No. of Warrants	As a % of total No. of shares of the company, assuming full conversion of warrants	
Held by promoter/promoter group	0	0	0	
Held by Public	0	0	0	
TOTAL:	0	0	0	
Total paid-up capital of the company, assuming full conversion of warrants and convertible securities		51277874		

For SOUTHERN ONLINE BIO TECHNOLOGIES LTD


  
Company Secretary

Table I (a) - Statement Showing Share Holding Pattern

Category code	Category of Shareholder	Number of Shareholders	Total Number of shares	Number of shares held in dematerialised form	Total shareholding as a percentage of total number of shares		Shares pledged or otherwise encumbered	
					As a Percentage of (A+B)1	As a Percentage of (A+B+C)	Number of Shares	As a percentage
(I)	(II)	(III)	(IV)	(V)	(VI)	(VII)	(VII)	(IX)=(VIII)/(IV)* 100
(A)	Shareholding of Promoter and Promoter Group							
1	Indian							
(a)	Individuals/Hindu Undivided Family	8	11346979	11346979	22.13	22.13	3019011	26.61
(b)	Central Government/State Government(s)	0	0	0	0	0	0	0
(c)	Bodies Corporate	0	0	0	0	0	0	0
(d)	Financial Institutions/Banks	0	0	0	0	0	0	0
(e)	Any Others(Specify)	0	0	0	0	0	0	0
(e-i)	Mutual Funds	0	0	0	0	0	0	0
(e-ii)	Trusts	0	0	0	0	0	0	0
	Sub Total (A)(1)	8	11346979	11346979	22.13	22.13	3019011	26.61
2	Foreign							
(a)	Individuals (Non Resident Individuals/Foreign Individuals)	0	0	0	0	0	0	0
(b)	Bodies Corporate	0	0	0	0	0	0	0
(c)	Institutions	0	0	0	0	0	0	0
(d)	Qualified Foreign Investor	0	0	0	0	0	0	0
(e)	Any Others(Specify)	0	0	0	0	0	0	0
(e-i)	Overseas Corporate Bodies	0	0	0	0	0	0	0
(e-ii)		0	0	0	0	0	0	0
	Sub Total (A)(2)	0	0	0	0	0	0	0
	Total Shareholding of Promoter and Promoter Group (A)=(A)(1)+(A)(2)	8	11346979	11346979	22.13	22.13	3019011	26.61
(B)	Public Shareholding							
1	Institutions							
(a)	Mutual Funds/UTI	0	0	0	0	0	0	0
(b)	Financial Institutions/Banks	0	0	0	0	0	0	0
(c)	Central Government/State Government(s)	0	0	0	0	0	0	0
(d)	Venture Capital Funds	0	0	0	0	0	0	0
(e)	Insurance Companies	0	0	0	0	0	0	0
(f)	Foreign Institutional Investors	5	7369450	7369450	14.37	14.37	0	0
(g)	Foreign Venture Capital Investors	0	0	0	0	0	0	0
(h)	Qualified Foreign Investor	0	0	0	0	0	0	0
(i)	Any Others(Specify)	0	0	0	0	0	0	0
(i-i)	Foreign Companies	0	0	0	0	0	0	0
(i-ii)		0	0	0	0	0	0	0
	Sub Total (B)(1)	5	7369450	7369450	14.37	14.37	0	0
B2	Non-Institutions							
(a)	Bodies Corporate	188	7099587	7052541	13.85	13.85	0	0
(b)	Individuals							
(I)	Rs.1 lakh individual shareholders holding nominal share capital upto	8558	6284077	5969710	12.25	12.25	0	0
(II)	Rs.1 lakh individual shareholders holding nominal share capital in excess of	237	15294018	11113649	29.83	29.83	0	0
(c)	Qualified Foreign Investor	0	0	0	0	0	0	0
(d)	Any Others(Specify)							
(d-i)	Non Resident Individuals	74	2518217	2446917	4.91	4.91	0	0
(d-ii)	Overseas Corporate Bodies	1	10000	0	0.02	0.02	0	0
(d-iii)	Trusts	0	0	0	0	0	0	0
(d-iv)	Employees	0	0	0	0	0	0	0
(d-v)	Clearing Members	34	79444	79444	0.15	0.15	0	0
(d-vi)	Foreign Nationals	1	1276102	1276102	2.49	2.49	0	0
	Sub Total (B)(2)	9093	32561445	27938363	63.5	63.5	0	0
	Total Public Shareholding (B)=(B)(1)+(B)(2)	9098	39930895	35307813	77.87	77.87	0	0
	Total (A)+(B)	9106	51277874	46654792	100	100	3019011	5.89
(C)	Shares held by Custodians and against Depository Receipts have been issued							
1	Shareholding of Promoter and Promoter Group	0	0	0	0	0	0	0
2	Public Shareholding	0	0	0	0	0	0	0
	Grand Total (A)+(B)+(C)	9106	51277874	46654792	100	100	3019011	5.89

For SOUTHERN ONLINE BIO TECHNOLOGIES LTD

*Gm*  
Company Secretary




(I)(b) Statement showing holding of securities (including shares, warrants, convertible securities) of persons belonging to the category "Promoter and Promoter Group"

Sr No	Name of the Shareholders	Details of Shares held		Encumbered shares(*)			Details of warrants		Details of convertible securities		Total shares (including underlying shares assuming full conversion of warrants and convertible securities) as a % of diluted share capital
		Number of Shares	As a % of grand Total (A)+(B)+(C)	Number	As a Percentage	As a % of grand total (A)+(B)+(C) of sub-clause (IV-a)	Number of warrants held	As a % total number of warrants of the same class	Number of Convertible securities held	As a % total number of securities of the same class	
(I)	(II)	(III)	(IV)	(V)	(VI)= (V)/III*100	(VII)	(VIII)	(IX)	(X)	(XI)	(XII)
1	Nanu Bala Satish Kumar	4621292	9.01	1548063	33.5	3.02	0	0	0	0	9.01
2	Kethu Radha Krishna	1973657	3.85	255828	12.96	0.5	0	0	0	0	3.85
3	Badveli Sreedhara Reddy	1652157	3.22	255829	15.48	0.5	0	0	0	0	3.22
4	VENKATESWARA RAO KADIYALA	1163379	2.27	503462	43.28	0.98	0	0	0	0	2.27
5	KODALI TEJESH KUMAR	1163379	2.27	200000	17.19	0.39	0	0	0	0	2.27
6	Bandi Hare Ram Balaji	711657	1.39	255829	35.95	0.5	0	0	0	0	1.39
7	SUMITHRA KATIKIREDDY	51000	0.1	0	0	0	0	0	0	0	0.1
8	N Rama Devi	10458	0.02	0	0	0	0	0	0	0	0.02
	<b>Total:</b>	<b>11346979</b>	<b>22.13</b>	<b>3019011</b>	<b>26.61</b>	<b>5.89</b>	<b>0</b>	<b>0</b>	<b>0</b>	<b>0</b>	<b>22.13</b>

(\*) The term "encumbrance" has the same meaning as assigned to it in regulation 28(3) of the SAST Regulations, 2011.

For SOUTHERN ONLINE BIO TECHNOLOGIES LTD

Company Secretary




(I)( C )(i) Statement showing holding of securities (including shares, warrants, convertible securities) of persons belonging to the category "Public" and holding more than 1% of the total number of shares

Sr No	Name of the Shareholders	Number of Shares held	Shares as a percentage of total number of shares (I.e., Grand Total (A)+(B)+( C ) indicated in Statement at para (I)(a) above)	Details of warrants		Details of convertible securities		Total shares (including underlying shares assuming full conversion of warrants and convertible securities) as a % of diluted share capital
				Number of warrants held	As a % total number of warrants of the same class	Number of Convertible securities held	As a % total number of securities of the same class	
1	AL SRIED COMPANY FOR TRADE LTD	3406769	6.64	0	0	0	0	6.64
2	THE INDIAMAN FUND (MAURITIUS) LIMITED.	2664325	5.2	0	0	0	0	5.2
3	PKR OCIMUM INFRAPROJECTS PRIVATE LIMITED	2000000	3.9	0	0	0	0	3.9
4	NATIONAL WESTMINSTER BANK PLC AS TRUSTEE OF THE JUPITER	2000000	3.9	0	0	0	0	3.9
5	MAVI INVESTMENT FUND LIMITED	1890618	3.69	0	0	0	0	3.69
6	MOHAMMAD SALAHUDDIN	1500000	2.93	0	0	0	0	2.93
7	PNV ENTERPRISES PVT LTD	1200000	2.34	0	0	0	0	2.34
8	JUPITER SOUTH ASIA INVESTMENT COMPANY LIMITEDA/C JUPITER	784507	1.53	0	0	0	0	1.53
9	POONDLA DAYAKARAREDDY	776160	1.51	0	0	0	0	1.51
10	SUNIL POONDLA	750000	1.46	0	0	0	0	1.46
11	KAMISSETY PAVAN KUMAR	650000	1.27	0	0	0	0	1.27
12	IDEAL STOCK BROKING PRIVATE LIMITED	582825	1.14	0	0	0	0	1.14
13	SQUARE FOUR ASSETS MANAGEMENT AND RECONSTRUCTION	555000	1.08	0	0	0	0	1.08
14	GANESH KUMAR SINGHANIA	530913	1.04	0	0	0	0	1.04
	<b>Total:</b>	<b>19291117</b>	<b>37.63</b>	<b>0</b>	<b>0</b>	<b>0</b>	<b>0</b>	<b>37.63</b>

For SOUTHERN ONLINE BIO TECHNOLOGIES LTD

Company Secretary



(I)( C )(ii) Statement showing holding of securities (including shares, warrants, convertible securities) of persons(together with PAC) belonging to the category "Public" and holding more than 5% of the total number of shares of the company

Sr No	Name(s) of the Shareholder(s) and Persons Acting in Concert (PAC) with them	Number of Shares held	Shares as a percentage of total number of shares(I.e., Grand Total (A)+(B)+( C ) indicated in Statement at para (I)(a) above)	Details of warrants		Details of convertible securities		Total shares (including underlying shares assuming full conversion of warrants and convertible securities) as a % of diluted share capital
				Number of warrants held	As a % total number of warrants of the same class	Number of Convertible securities held	As a % total number of securities of the same class	
1	AL SRIED COMPANY FOR TRADE LTD	3406769	6.64	0	0	0	0	6.64
2	THE INDIAMAN FUND (MAURITIUS) LIMITED.	2664325	5.2	0	0	0	0	5.2
	<b>Total:</b>	<b>6071094</b>	<b>11.84</b>	<b>0</b>	<b>0</b>	<b>0</b>	<b>0</b>	<b>11.84</b>

For SOUTHERN ONLINE BIO TECHNOLOGIES LTD

*[Signature]*  
Company Secretary




(I)( d ) Statement showing details of locked-in shares

Sr No	Name of the Shareholders	Number of Shares	Shares as a percentage of total number of shares (i.e., Grand Total (A)+(B)+( C ) indicated in Statement at para (I)(a) above)	Promoter / Promoter Group / Public
1	AL SRIED COMPANY FOR TRADE LTD	3406769	6.64	PUBLIC
2	NANUBALA SATISH KUMAR	2545500	4.96	PROMOTER/PROMOTER GROUP
3	PKR OCIMUM INFRAPROJECTS PRIVATE LIMITED	2000000	3.9	PUBLIC
4	Kethu Radha Krishna	1717829	3.35	PROMOTER/PROMOTER GROUP
5	MOHAMMAD SALAHUDDIN	1500000	2.93	PUBLIC
6	Badveli Sreedhara Reddy	1396328	2.72	PROMOTER/PROMOTER GROUP
7	POONDLA DAYAKARAREDDY	776160	1.51	PUBLIC
8	SUNIL POONDLA	750000	1.46	PUBLIC
9	VENKATESWARA RAO KADIYALA	659917	1.29	PROMOTER/PROMOTER GROUP
10	KAMISETTY PAVAN KUMAR	650000	1.27	PUBLIC
11	KODALI TEJESH KUMAR	600000	1.17	PROMOTER/PROMOTER GROUP
12	Nanu Bala Satish Kumar	527729	1.03	PROMOTER/PROMOTER GROUP
13	YARLAGADDA SANDHYA RANI	462595	0.9	PUBLIC
14	Bandi Hare Ram Balaji	455828	0.89	PROMOTER/PROMOTER GROUP
15	KALIKI PRASUNA	410000	0.8	PUBLIC
16	KODALI TEJESH KUMAR	313379	0.61	PROMOTER/PROMOTER GROUP
17	KANALA KRISHNAVENI	250000	0.49	PUBLIC
18	SAI MITRA DITTAKAVI	216650	0.42	PUBLIC
19	T BRAHMANANDA REDDY	201500	0.39	PUBLIC
20	M MADHUSUDHANA REDDY	200000	0.39	PUBLIC
21	KETHU SUBHASHINI	97500	0.19	PUBLIC
22	KASTURI VISWAPRASAD	90000	0.18	PUBLIC
23	PRAKASHKUMAR SHIVKUMAR LOHIA	70000	0.14	PUBLIC
24	A GURU PRASAD	51423	0.1	PUBLIC
25	SUMITHRA KATIKIREDDY	51000	0.1	PROMOTER/PROMOTER GROUP
26	SATHWIK REDDY MALIGI	50030	0.1	PUBLIC
27	SONAJI ANIL KUMAR	50000	0.1	PUBLIC
28	Y SRINIVASU	50000	0.1	PUBLIC
29	YERRATHOTA SARALA	50000	0.1	PUBLIC
30	KODALI TEJESH KUMAR	50000	0.1	PROMOTER/PROMOTER GROUP
31	Kommineni Venkata Butchi Babu	47391	0.09	PUBLIC
32	V KRANTI KUMARI	40100	0.08	PUBLIC
33	K SAIRAJESH	40000	0.08	PUBLIC
34	BANDARU NARASIMHA SWAMY	37000	0.07	PUBLIC
35	V DURGA PRASAD	32500	0.06	PUBLIC
36	G KAMESWARI	30000	0.06	PUBLIC
37	GOVARDHANAGIRI ANUPAMA	30000	0.06	PUBLIC
38	SABITHA SURISETTI	30000	0.06	PUBLIC
39	B MUNI REDDY	23450	0.05	PUBLIC
40	MANOHAR G .	21062	0.04	PUBLIC
41	SURESH REDDY MODUGU	20030	0.04	PUBLIC
42	KANAKA MAHALAKSHMI TANGIRALA	20000	0.04	PUBLIC
43	ASHWIN MADHUKARRAO MOHARIR	20000	0.04	PUBLIC
44	DAMODAR KATUKOJU	20000	0.04	PUBLIC
45	P. VENKATESWARLU	12000	0.02	PUBLIC
46	AARTHI S RAOJI .	10000	0.02	PUBLIC
47	SREEDHAR YADA	10000	0.02	PUBLIC
	<b>Total:</b>	<b>20093670</b>	<b>39.2</b>	

For SOUTHERN ONLINE BIO TECHNOLOGIES LTD

Company Secretary



**(II)( a ) Statement showing details of Depository Receipts (DRs)**

Sr No	Type of outstanding DR (ADRs, GDRs, SDRs, etc.)	Number of outstanding DRs	Number of Shares underlying outstanding DRs	Shares underlying outstanding DRs as a percentage of total number of shares (i.e., Grand Total (A)+(B)+( C ) indicated in Statement at para (I)(a) above)
	Total:	0	0	0

For SOUTHERN ONLINE BIO TECHNOLOGIES LTD


  
Company Secretary



(II)( b ) Statement showing holding of Depository Receipts (DRs), where underlying shares held by 'promoter/promoter group' are in excess of 1% of the total number of shares

Sr No	Name of the DR Holder	Type of outstanding DR (ADRs, GDRs, SDRs, etc.)	Number of Shares underlying outstanding DRs	Shares underlying outstanding DRs as a percentage of total number of shares(i.e., Grand Total (A)+(B)+( C ) indicated in Statement at para (I)(a) above)
	<b>Total:</b>		0	0

For SOUTHERN ONLINE BIO TECHNOLOGIES LTD

  
Company Secretary



(III) (a) Statement showing the voting pattern of shareholders if more than one class of shares/securities is issued by the issuer.  
Give description of voting rights for each class of security  
Class X: Equity  
Class Y: Not Applicable  
Class Z: Not Applicable



Category code	Category of Shareholder	Number of Voting Rights held in each class of securities			Total Voting Rights (III+IV+V) (VI)	Total Voting Rights i.e. (VI)	
		Class X (III)	Class Y (IV)	Class Z (V)		As a percentage of (A+B) (VII)	As a percentage of (A+B+C) (VIII)
(A)	Shareholding of Promoter and Promoter Group						
1	Indian						
(a)	Individuals/Hindu Undivided Family	11346979	0	0	11346979	22.13	22.13
(b)	Central Government/State Government(s)	0	0	0	0	0	0
(c)	Bodies Corporate	0	0	0	0	0	0
(d)	Financial Institutions/Banks	0	0	0	0	0	0
(e)	Any Others(Specify)	0	0	0	0	0	0
(e-i)	Mutual Funds	0	0	0	0	0	0
(e-ii)	Trusts	0	0	0	0	0	0
	Sub Total (A)(1)	11346979	0	0	11346979	22.13	22.13
2	Foreign						
(a)	Individuals (Non Resident Individuals/Foreign Individuals)	0	0	0	0	0	0
(b)	Bodies Corporate	0	0	0	0	0	0
(c)	Institutions	0	0	0	0	0	0
(d)	Qualified Foreign Investor	0	0	0	0	0	0
(e)	Any Others(Specify)						
(e-i)	Overseas Corporate Bodies	0	0	0	0	0	0
(e-ii)		0	0	0	0	0	0
	Sub Total (A)(2)	0	0	0	0	0	0
	Total Shareholding of Promoter and Promoter Group (A)=(A)(1)+(A)(2)	11346979	0	0	11346979	22.13	22.13
(B)	Public Shareholding						
1	Institutions						
(a)	Mutual Funds/UTI	0	0	0	0	0	0
(b)	Financial Institutions/Banks	0	0	0	0	0	0
(c)	Central Government/State Government(s)	0	0	0	0	0	0
(d)	Venture Capital Funds	0	0	0	0	0	0
(e)	Insurance Companies	0	0	0	0	0	0
(f)	Foreign Institutional Investors	7369450	0	0	7369450	14.37	14.37
(g)	Foreign Venture Capital Investors	0	0	0	0	0	0
(h)	Qualified Foreign Investor	0	0	0	0	0	0
(i)	Any Others(Specify)						
(i-i)	Foreign Companies	0	0	0	0	0	0
(i-ii)		0	0	0	0	0	0
	Sub Total (B)(1)	7369450	0	0	7369450	14.37	14.37
B2	Non-Institutions						
(a)	Bodies Corporate	7099587	0	0	7099587	13.85	13.85
(b)	Individuals						
(I)	Individual shareholders holding nominal share capital upto Rs.1 lakh	6284077	0	0	6284077	12.25	12.25
(II)	Individual shareholders holding nominal share capital in excess of Rs.1 lakh	15294018	0	0	15294018	29.83	29.83
(c)	Qualified Foreign Investor	0	0	0	0	0	0
(d)	Any Others(Specify)						
(d-i)	Non Resident Individuals	2518217	0	0	2518217	4.91	4.91
(d-ii)	Overseas Corporate Bodies	10000	0	0	10000	0.02	0.02
(d-iii)	Trusts	0	0	0	0	0	0
(d-iv)	Employees	0	0	0	0	0	0
(d-v)	Clearing Members	79444	0	0	79444	0.15	0.15
(d-vi)	Foreign Nationals	1276102	0	0	1276102	2.49	2.49
	Sub Total (B)(2)	32561445	0	0	32561445	63.5	63.5
	Total Public Shareholding (B)=(B)(1)+(B)(2)	39930895	0	0	39930895	77.87	77.87
	Total (A)+(B)	51277874	0	0	51277874	100	100
(C)	Shares held by Custodians and against Depository Receipts have been issued						
1	Shareholding of Promoter and Promoter Group	0	0	0	0	0	0
2	Public Shareholding	0	0	0	0	0	0
	Grand Total (A)+(B)+(C)	51277874	0	0	51277874	100	100

For SOUTHERN ONLINE BIO TECHNOLOGIES LTD

Company Secretary