

**SBT**

we get you there. Faster

**SOUTHERN ONLINE
BIO TECHNOLOGIES LTD**

UNAUDITED FINANCIAL RESULTS FOR THE QUARTER ENDED 30TH JUNE, 2013.					
S. No	Particulars	3 months ended	Preceding 3 months ended	Corresponding 3 months ended in the previous year	(Rs. In Lacs)
					Previous year ended
		30.06.2013	31.03.2013	30.06.2012	31.03.2013
		Un Audited	Audited	Un Audited	Audited
1	INCOME FROM OPERATIONS.				
	a) Net Sales / Income from Operations (Net of Excise Duty)	5,498.30	5,657.25	2,481.56	14,306.83
	b) Other Operating Income	-	-	-	-
	Total Income from Operations (net)	5,498.30	5,657.25	2,481.56	14,306.83
2	Expenses				
	a) Cost of materials consumed.	4,236.64	4,806.99	876.25	11,997.15
	b) Purchases of Stock - in - trade.	-	-	866.15	-
	c) Changes in inventories of finished goods , work-in-progress and stock-in-trade.	312.50	(115.22)	(113.04)	(1,035.45)
	d) Employee benefits expenses.	82.02	81.02	55.72	233.28
	e) Depreciation and amortisation expense.	151.09	(261.76)	165.24	233.98
	f) Other expenditure (Any item exceeding 10 % of the total expenditure to be shown seperately)	9.47	9.47	9.47	37.88
	- Bandwidth for ISP Division.	49.65	53.70	44.76	180.07
	- Power and Fuel	174.11	151.09	68.09	437.78
	- Stores and Spares Consumed.	251.87	70.60	85.30	379.05
	Operating Expenses	104.48	92.68	72.81	340.11
	- Administration Expenses .	81.69	75.69	42.80	238.46
	- Marketing Expenses.	76.71	60.07	21.37	115.89
	- IROAF Construction Expenses.	-	-	244.00	244.00
	- Logistics Expenses.	122.02	103.31	114.49	403.78
		-	-	-	-
	Total Expenses	5,652.25	5,127.64	2,553.41	13,805.98
	Profit from Operations before Other Income , Finance Costs and Exceptional Items (1-2)	(153.95)	529.61	(71.85)	500.85
3	Other Income	2.50	27.78	-	27.78
4	Profit from ordinary activities before finance costs and exceptional items (3+4)	(151.45)	557.39	(71.85)	528.63
5	Finance costs.	491.56	(283.65)	453.24	1,132.97
6	Profit from ordinary activities after finance costs but before exceptional Items (5-6)	(643.01)	841.04	(525.09)	(604.34)
7	Exceptional Items.	-	-	-	-
8	Profit (-) / Loss (-) from Ordinary Activities before tax (7+8)	(643.01)	841.04	(525.09)	(604.34)
9	Tax Expenses.	-	-	-	-
10	Net Profit (-) / Loss (-) from ordinary activities after tax (9-10)	(643.01)	841.04	(525.09)	(604.34)
11	Extraordinary items (net of tax expenses)	-	-	-	-
12	Net Profit (+) / Loss (-) for the period (11-12)	(643.01)	841.04	(525.09)	(604.34)
13					

An ISO 9001:2008 Certified Company

(Formerly known as Southern Online Services Ltd)

Flat No. A3, 3rd Floor, Office Block, Samrat Complex, Saifabad, Hyderabad-500 004.

Ph : 0091-40-23241999 (7 Lines) Fax : 0091-40-23241444, Website : www.sol.net.in, e-mail : info@sol.net.in

Factory : Samsthan Narayanpur (V & M), Nalgonda Dist., A.P. Ph : 08681-287898, Fax : 08681-287577

Factory : Plot No. 45/A, APIIC-SEZ, Atchutapuram, Rambilli Mandal, Visakhapatnam Dist.-531 011. (A.P.) Ph : 089-24253671

Smart Solutions and Eco Friendly



**SBT**


we get you there. Faster

**SOUTHERN ONLINE
BIO TECHNOLOGIES LTD**

14	Share of profit / (loss) of associates *	-	-	-	-
15	Minority Interest *	-	-	-	-
16	Net profit / (Loss) after taxes, minority interest and share of profit / (loss) of associates (13+14+15) *	(643.01)	841.04	(525.09)	(604.34)
17	Paid up equity share capital (Face value of Rs. 10/- per Equity Share)	3461.38	3461.38	3461.38	3461.38
18	Reserve excluding Revaluation Reserves as per balance sheet of previous accounting year.				
19	Earning per share (Basic and Diluted)	(1.86)	2.43	(1.52)	(1.75)

PART - II

S. No	Particulars	3 months ended	Preceding 3 months ended	Corresponding 3 months ended in the previous year	Previous year ended
		30.06.2013	31.03.2013	30.06.2012	31.03.2013
		Un Audited	Audited	Un Audited	Audited
A	PARTICULARS OF SHAREHOLDING				
1	Public Shareholding.				
	- Number of Shares.	28,564,336	28,564,336	28,567,392	28,564,336
	- Percentage of shareholding.	82.52%	82.52%	82.53%	82.52%
2	Promoters and Promoter group Share Holding**				
	a) Pledged / Encumbered	Pledge	Pledge	Pledge	Pledge
	- Number of Shares.	3,019,011	3,019,011	3,019,011	3,019,011
	- Percentage of Shares (as a % of the total shareholding of promoter and promoter group)	49.91	49.91	49.93	49.91
	- Percentage of Shares (as a % of the total share capital of the company)	8.72	8.72	8.72	8.72
	b) Non-encumbered				
	- Number of Shares.	3,027,412	3,027,412	3,027,412	3,027,412
	- Percentage of Shares (as a % of th total shareholding of promoter and promoter group)	50.09%	50.09%	50.07%	50.09%
	- Percentage of Shares (as a % of the total share capital of the company)	8.76%	8.76%	8.76%	8.76%



**SBT**

we get you there. Faster


**SOUTHERN ONLINE
BIO TECHNOLOGIES LTD**

SEGMENT - WISE REVENUE, RESULTS AND CAPITAL EMPLOYED					
(Rs. In Lacs)					
S.NO	Particulars	3 month ended 30.06.2013 Un Audited	Preceding 3 months ended 31.03.2013 Audited	Corresponding 3 months ended in the previous year 30.06.2012 Un Audited	Previous year ended 31.03.2013 Audited
1	Segment Revenue:				
	a) ISP Business.	87.83	83.24	81.87	327.77
	b) Bio Diesel Business.	3,159.69	3,663.45	1,066.16	7,036.80
	c) Bio Diesel Rawmaterial Trading.	2,250.78	1,882.62	1,062.53	6,628.47
	d) Unallocated.	-	27.93	271.00	313.78
	Less: Inter Segment Revenue.				
	NET SALES / INCOME FROM OPERATIONS	5,498.30	5,657.24	2,481.56	14,306.82
2	Segment Results (Profit)(+) / Loss(-) before tax and interest from each segment).				
	Profit/Loss before tax and Interest				
	a) ISP Business	7.18	14.21	(5.26)	11.90
	b) Bio Diesel Business	(246.11)	401.86	(148.48)	48.57
	c) Bio Diesel Rawmaterial Trading.	94.70	133.44	62.82	441.07
	d) Unallocated.	(7.22)	7.89	19.07	27.10
	TOTAL	(151.45)	557.40	(71.85)	528.64
	LESS: (i) Interest.	491.56	(283.65)	453.24	1,132.97
	(ii) Other Un-allocable Expenditure net off				
	(iii) Other Un-allocable Income.				
	TOTAL PROFIT BEFORE TAX	(643.01)	841.05	(525.09)	(604.33)
3	Capital Employed				
	(Segment assets - Segment Liabilities)				
	a) ISP Business	828.10	825.17	870.31	825.17
	b) Bio Diesel Business	8,839.88	9,643.77	12,990.00	9,643.77
	c) Bio Diesel Rawmaterial Trading.	548.86	453.80	94.10	453.80
	d) Unallocated.	47.28	54.57	54.68	54.57
	TOTAL	10,264.12	10,977.31	14,009.09	10,977.31

NOTES:

1. The above financial results have been reviewed by the Audit Committee and approved by the Board of Directors at their meeting held on 10.08.2013.
2. The above financial results have been reviewed by the Statutory Auditors as required under clause 41 of the Listing Agreement.
3. Previous period figures have been regrouped, wherever necessary, for the purpose of comparison.

for Southern Online Bio Technologies Ltd.


N. SATISH KUMAR.
Managing Director.Place: Hyderabad.
Date: 10.08.2013.

**SBT**

we get you there. Faster

**SOUTHERN ONLINE
BIO TECHNOLOGIES LTD**

S. No	Particulars	3 months ended 30.06.2013.
B	INVESTOR COMPLAINTS Pending at the beginning of the quarter.	NIL
	Received during the quarter.	NIL
	Disposed of during the quarter.	NIL
	Remaining unresolved at the end of the quarter.	NIL

*An ISO 9001:2008 Certified Company*

(Formerly known as Southern Online Services Ltd)

Flat No. A3, 3rd Floor, Office Block, Samrat Complex, Saifabad, Hyderabad-500 004.

Ph : 0091-40-23241999 (7 Lines) Fax : 0091-40-23241444, Website : www.sol.net.in, e-mail : info@sol.net.in

Factory : Samsthan Narayanpur (V & M), Nalgonda Dist., A.P., Ph : 08681-287898, Fax : 08681-287575**Factory** : Plot No. 45/A, APIC-SEZ, Atchutapuram, Rambilli Mandal, Visakhapatnam Dist.-531 011. (A.P.) Ph : 08924-253671

Smart Solutions and Eco Friendly



P. MURALI & CO.,

CHARTERED ACCOUNTANTS
6-3-655/7/3, SOMAJIGUDA,
HYDERABAD - 500 082, INDIA

Tel. : (91-40) 2332 6666, 2331 2554
2339 3967, 2332 1470

Fax : (91-40) 2339 2474

E-mail : pmurali.co@gmail.com
info@pmurali.com

Website : www.pmurali.com

To
The Board of Directors
M/s. Southern Online Biotechnologies Limited
Hyderabad



Limited Review Report for the quarter ended 30th June 2013

We have reviewed the accompanying statement of unaudited financial results of **M/s. Southern Online Biotechnologies Limited** for the quarter ended 30th June 2013 except for the disclosures regarding 'Public Shareholding' and 'Promoter and Promoter Group Shareholding' which have been traced from disclosures made by the management and have not been audited by us. This statement is the responsibility of the Company's Management and has been approved by the Board of Directors/ committee of Board of Directors. Our responsibility is to issue a report on these financial statements based on our review.

We conducted our review in accordance with the Standard on Review Engagement (SRE) 2400, *Engagements to Review Financial Statements* issued by the Institute of Chartered Accountants of India. This standard requires that we plan and perform the review to obtain moderate assurance as to whether the financial statements are free of material misstatement. A review is limited primarily to inquiries of company personnel and analytical procedures applied to financial data and thus provides less assurance than an audit. We have not performed an audit and accordingly, we do not express an audit opinion.

Based on our review conducted as above, nothing has come to our attention that causes us to believe that the accompanying statement of unaudited financial results prepared in accordance with applicable accounting standards and other recognised accounting practices and policies has not disclosed the information required to be disclosed in terms of Clause 41 of the Listing Agreement including the manner in which it is to be disclosed, or that it contains any material misstatement.

For P. Murali & Co.
Chartered Accountants


(M.V. Joshi)
Partner
M. No. 24784


Place: Hyderabad

Date: 10-08-2013.